

Spinning Spools Quilt Guild

February 2023 Newsletter

www.ShawneeSpinningSpoolsQuiltGuild.com

Officers and Board Members

President

Marilyn Johnson

Vice President

Linda Lee

Vice President Elect

Tribby Hardway

Recording Secretary

Rhonda Russell

Corresponding Secretary

Gretchen Gaskill

Treasurer

Pam Cook

Past President

Pat Woodard

Board Members at Large

Carolyn Castle

Mickey Kluding

Heather Curtis

Katherine Fowler

Committee Chairs

Baby Quilts

Harriet Howard

Benevolence

Marilyn Burns

Charity Quilts

Lisa Hefner

Historian

Darline Pendley

Hospitality

Evelyn Pipkin

Librarian

Terry True

Publicity

Joi Grissom

Website

Gretchen Gaskill


January Quilt Camp

It's quilt camp time! Come join us for the first quilt camp of the year on **January 27, 28, and 29 at the Shawnee Masonic Lodge**. Thanks to Laurie Myers and Gayle Smith for volunteering to be our hosts for this camp!

There will be pot-luck for lunch on both Friday and Saturday, so come prepared to have some fun (and eat some good food). 

February Meeting


The February general Spinning Spools Quilt Guild meeting will be held **February 2, 2022, at 7:00 pm at the Senior Citizens Center** in downtown Shawnee. At the meeting, we will have **show-and-tell for the "Out of Your Box" blocks** that were exchanged last month. We will also receive instructions for our next new **"Flower Garden"** activity. We will also see the next **Block of the Month** design.

We hope to see all of you at the meeting on February 2. 

From your President

As I am looking out my living room window, I see beautiful snow coming down and cardinals on the bird feeders. This picture would make a beautiful winter quilt! The snow is supposed to be short lived, and I certainly hope so. I have spent the morning getting things ready for quilt camp. I hope most of us can make it.


I am looking forward to seeing everyone and to our potluck dinners like we used to do. I know we have some ill, some who have just had surgery, and some may not like the weather, but the forecast is for temperatures to be in the 50s this weekend. Invite a friend to join us. So get packing, lol.

Marilyn 

"Out of Your Box"

The goal of this activity is to get a little ways out of our comfort zone and make a block in a different style or with different fabrics than we would typically use.

At the January meeting, we had 12 people bring a block pattern and fabric to exchange. At the February meeting, those people will bring back the completed blocks, which will be seen at a show-and-tell.

It will be fun to see the blocks and find out if anyone found a new "favorite" block to make. Remember that the person who provided the pattern and fabric gets the completed block. 


February Birthday

Terry True - February 25

2023 Block of the Month

We started a new Block of the Month program in January. Each month a block pattern will be provided in the newsletter, and a completed example will be shown at the general meeting. Each block will be a 12" square (finished).


As with most of our activities, participation is optional. As an incentive, however, anyone who brings a finished quilt top containing all 12 of this year's blocks to the March 2024 meeting will receive a prize. In addition, we are planning to have a Quilt Show in 2024, and this quilt will be a good one to enter in the show. (It will probably even have its own category.)

Look at the last page of the newsletter for the Block of the Month pattern. 

Mark Your Calendars


January 27-29	January Quilt Camp	8 am - 8 pm
February 2	February Guild Meeting	7 pm
March 2	March Guild Meeting	7 pm



January Program

At the January meeting, DeeAnn Schroyer talked to us about the Hope Pregnancy Center which will be opening in March here in Shawnee. Read more information in the meeting minutes on page 4. 



School Bus Project

Last month we told you that we were able to donate quilts to 12 needy children from one of the local school bus routes. Below are photos of some of the recipients. Thanks again to Rhonda Russell who coordinated this activity, and to all the guild members who worked on the quilts. 



January Birthdays and Show and Tell



January birthdays



Pam Cook



Tribby Hardway



Brigitte Winford



Brigitte Winford



Judy Branson



Tribby Hardway



Rachel Pearson



Rachel Pearson



Rachel Pearson

Minutes from General Meeting on January 5, 2023

President, Marilyn Johnson, welcomed everyone to the meeting. There were 35 members, and two guests present. Last month's minutes were accepted with no discussion. Mickey Kluding made a motion to accept the minutes, and Ann Dowdy seconded.

The treasurer's report needed the following correction. The date needed to be changed to November 15 – December 21, 2022. The treasurer's report was accepted with the correction. Judith Branson made the motion to accept the report, and Tribby Hardway seconded.

The old business discussed was about the research for the possibility of a quilt show. Pam Cook shared that to have the Quilt Show at the Expo Center would cost \$500 a day for one section or \$800 a day for two sections. They would also charge \$1 per chair and \$5 per table. They would give us 6 hours set up time the day before for free. The possible date would be September 2024.

The Rodeo quilt – Tribby has purchased some panels, but they have not all arrived yet. Several ladies will sew this quilt.

Barnyard Quilts – Looking for another workshop date for barnyard quilts, a Saturday in February.

Quilt Camp is 27-29 January 2023 at the Masonic Lodge.

The budget for this year was presented. Lisa Hefner made a motion to accept the budget, and Joi Grissom seconded. The budget was accepted.

New Business – Next month's program: Gretchen Gaskill will present another block of the month, and Heather and Gretchen will demonstrate and give instructions for the Flower Garden. We will also have show and tell for the Out of the Box squares.

Baby Quilts – Harriet Howard received four baby quilts.

Disaster Quilts – None given away this month.


We had show and tell for those who had completed quilts.

Gretchen Gaskill presented the block of the month, a snowman. The block should be 12 1/2" unfinished. She will do a block of the month each month. Participation is voluntary. After the 12 blocks are presented, anyone who brings a completed quilt top to the March meeting in 2024 will receive a prize.

Out of the Box – We had twelve participate in Out of the Box.

Program – DeeAnn Schroyer, Director of the Hope Pregnancy Center, 318 W. Highland Street, Shawnee, OK. The Hope Pregnancy Center is part of Baptist Homes for Children. This will be the eighth center in the state. The center's planned opening is 1 March 2023. The center will provide pregnancy tests and options of keeping the baby and adoption. They also provide for abortion recovery. They will also give ultrasound at 6 weeks of pregnancy. Each expectant mom and dad are provided a "positive bag" which contains a Bible with the plan of salvation clearly marked, a onesie, bibs, list of doctors and churches available. They provide empowered parenting classes for expectant moms and dads on pregnancy and baby care. Participants earn baby items. The center also provides a 12-week class for those hurting from abortion. The center normally gives away twelve bags per day. Our guild gave DeeAnn 50 bags for the center. The center also needs baby quilts, any size, and knitted or crocheted baby caps.

Marilyn Johnson dismissed the meeting.

These minutes are submitted by Rhonda Russell. 

Calendar of Upcoming Events

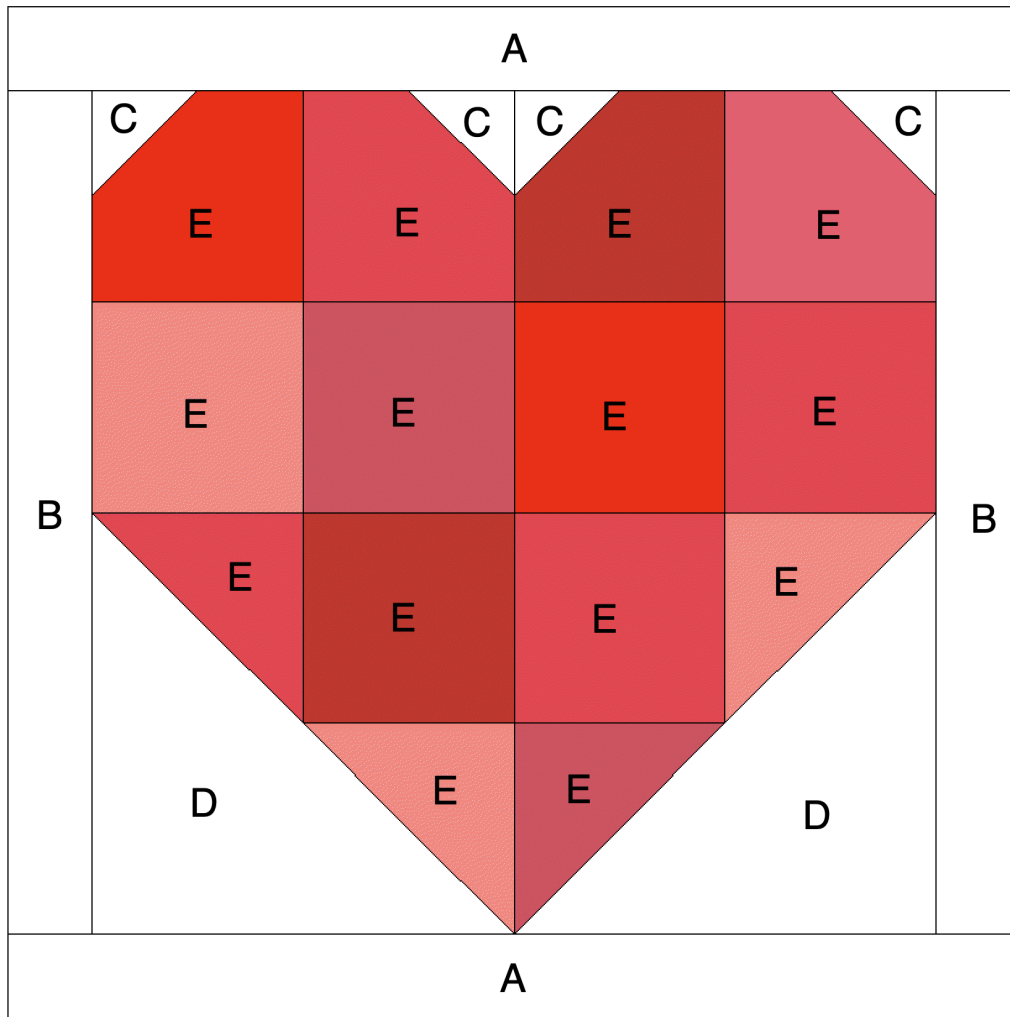
This is our current plan for the next few months, but it is subject to change. If you have ideas for additional programs or workshops, please let Linda Lee know your ideas. We're all looking forward to a great year!

<p>February 2023</p> <hr/> <p>Block of the Month "Out of Your Box" show-and-tell Provide instructions and demo for "Flower Garden"</p>	<p>March 2023</p> <hr/> <p>Block of the Month Janet North - jelly roll quilt program at meeting, workshop on March 18</p>	<p>April 2023</p> <hr/> <p>Block of the Month "Flower Garden" block exchange Quilt Camp, Apr. 21-23</p>
<p>May 2023</p> <hr/> <p>Block of the Month Garage Sale</p>	<p>June 2023</p> <hr/> <p>Block of the Month "Flower Garden" quilt top show-and-tell</p>	<p>July 2023</p> <hr/> <p>Block of the Month Raffle Quilt for Rodeo "Strip Tease" strip exchange Quilt Camp, July 21-23</p>
<p>August 2023</p> <hr/> <p>Block of the Month Sheri Foreman, from OKC Modern Quilt guild - program at mtg</p>	<p>September 2023</p> <hr/> <p>Block of the Month Program to be determined Election of new officers</p>	<p>October 2023</p> <hr/> <p>Block of the Month Potholder exchange Pot-luck Quilt Camp, Oct. 20-22</p>

Treasurer's Report - December 2022 and January 2023

December 21, 2022 Balance Forward	\$8,073.37
INCOME:	
Dues	\$20.00
EXPENSES:	
1844 - Senior Center rent, Jan-April	\$160.00
1845 - Marilyn Burns, cards	\$9.31
Account analysis service charge	\$5.00
Check printing charge	\$29.45
ENDING BALANCE (as of January 16, 2023)	\$7,889.61

February 2023 Block of the Month - Heart



Block size:
12" finished
(12½" unfinished)

Cutting Instructions

Background (white):

- A - two 1½" x 12½" rectangles
- B - two 1½" x 10½" rectangles
- C - four 1¾" squares
- D - two 5½" squares

Heart (various red or pink prints):

- E - fourteen 3" squares

Sewing Instructions

1. Top left quadrant of heart: Sew four red squares together in a four-patch. Use two C pieces to snowball the two upper corners of the four-patch.
2. Repeat step 1 for the top right quadrant of the heart.
3. Sew the two upper quadrants of the heart together as shown.
4. Bottom left quadrant of heart: Sew three red squares together in a right-angle configuration. Place one white D square on top of the three red squares, right sides together. Sew on a diagonal line from corner to corner (across two of the red squares). Trim away the excess fabric, and press toward the background.
5. Repeat step 4 for the bottom right quadrant of the heart.
6. Sew the two bottom quadrants of the heart together as shown.
7. Sew the top and bottom halves of the heart together.
8. Sew the B pieces to both sides of the heart.
9. Sew the two A pieces to the top and bottom of the heart.