

Spinning Spools Quilt Guild

June 2023 Newsletter

www.ShawneeSpinningSpoolsQuiltGuild.com

Officers and Board Members

President

Marilyn Johnson

Vice President

Linda Lee

Vice President Elect

Tribby Hardway

Recording Secretary

Rhonda Russell

Corresponding Secretary

Gretchen Gaskill

Treasurer

Pam Cook

Past President

Pat Woodard

Board Members at Large

Carolyn Castle

Mickey Kluding

Heather Curtis

Katherine Fowler

Committee Chairs

Baby Quilts

Harriet Howard

Benevolence

Marilyn Burns

Charity Quilts

Lisa Hefner

Historian

Darline Pendley

Hospitality

Evelyn Pipkin

Librarian

Terry True

Publicity

Joi Grissom

Website


Gretchen Gaskill

From your President

May has been a busy month for us all. I know many have helped with the cleanup of the Shawnee area. Some with cleanup of their own homes and yards, and many others have helped those of our community with cleanup, food delivery, and comfort wherever they could help.

As most know, we are rushing to make quilts for those who have lost their homes. The outpour of those wishing to help has amazed me. I know we have received quilt tops in the mail. And as our batting ran out, we had two full bolts donated by those outside our guild who wanted to help in some small way, lol. Not small in our eyes, saved our guild over \$350. As we began matching our tops with backing, of course we ran out. A few days later, we had two different quilt stores donate backing for around 10 quilts combined. At this time we have had about 12 quilts that were quilted for free, and we have about 12 more waiting to be quilted. God does provide in great ways.

I hope to see you all at our next meeting.


Marilyn 

Tornado Update, and Many Thanks

As Oklahomans always do, the people of Shawnee and the surrounding areas are continuing to pick up and rebuild after the April 19 tornados. As Marilyn said above, SSQG has received an outpouring of support. Numerous quilters have been making quilt tops, gathering batting and backing, and quilting and binding quilts.

Thanks to two individuals (not in our guild) who donated rolls of quilt batting. Thanks to Prairie Notions Fabric Shop of Allen, OK, for donating backing fabric. Thanks also to another Oklahoma quilt shop (that asked to remain anonymous) for donating backing fabric. The Shawnee Senior Center's Wednesday quilting group has also donated many quilt tops, batting, and backing for numerous quilts to be used to help the tornado victims.

If you know of someone or some family who is in need of a quilt (or quilts), please let Lisa Hefner know. She will help to ensure that we have quilts to meet the need and that they get to the correct people.

Also, if you have quilts to donate or are able to quilt tops that we can provide you, please let Lisa or any of the SSQG officers know. Thank you for helping in this time of need. 

June Birthdays

Laurie Myers - June 2
 June Cramer - June 4
 Wanda West - June 7
 Marilyn Burns - June 12
 Joyce Atlee - June 15
 Karen Spears - June 18
 Darline Pendley - June 21

Mark Your Calendars

June 1	June Guild Meeting	7 pm
July 6	July Guild Meeting	7 pm
July 21-23	July Quilt Camp	8 am - 8 pm

June Meeting

The June general Spinning Spools Quilt Guild meeting will be held **June 1, 2022, at 7:00 pm at the Senior Citizens Center** in downtown Shawnee. The program this month will be the show and tell of our Flower Garden quilt tops. If you participated in the flower block exchange in April, remember to bring your quilt top to the meeting. Even if you haven't completely finished your quilt top, please bring whatever you have so that everybody can see what you have.

Miss Evelyn sends a reminder to the following members who signed up to bring snacks for the June meeting:

- snacks: Laurie Myers
- sweets: Donna Dickeson
- drinks: Kate Fowler
- paper products: Evelyn Pipkin

May Garage Sale

The garage sale held at the May meeting was a success! Guild members brought and sold a wide variety of items, and the guild received **\$268.25** from the sale. Thanks to all who participated. ♦

May Birthdays, Show and Tell, and Garage Sale



May Birthdays



garage sale



garage sale



Donna Dickeson



Cindy Cornelison



Tribby Hardway

Minutes from General Meeting on May 4, 2023

President, Marilyn Johnson, welcomed everyone to the meeting. There were 27 members with no guests present. Last month's minutes were accepted with no discussion. Lisa Hefner made a motion to accept the minutes, and Sara Epley seconded.

The treasurer's report was accepted with no discussion. Judith Branson made the motion to accept the report, and Katherine Fowler seconded.

The old business discussed was:

Rodeo Quilt Raffle Tickets. – We will be selling tickets for \$1 per ticket or 6 tickets for \$5. Each member will get tickets to sell at the June meeting.

There will also be a sign-up list for volunteering at the rodeo to sell tickets. The rodeo will be 10-14 July. We will need volunteers for two-hour segments Monday - Friday during the rodeo from 10 - 4. The sign-up list will be at the June Meeting.

The guild is asking longarm quilters to complete two charity quilts before asking for payment.

New Business:

Baby Quilts – Harriet has 9 baby quilts ready to give.

Disaster Quilts – No disaster quilts have been given, yet. Lisa is asking members to let her know if we know of someone who had a loss of their home. Please give her the name and address of the person or family. We need more quilts quilted due to the tornado.

We will have a workshop to put quilt tops together on May 9th and on May 10th. If you have any 12½" quilt blocks that are orphans, please bring them.

We had show and tell for those who had completed quilts.

Gretchen Gaskill presented the block of the month, flowers. The block should be 12½" unfinished.

May's Program – Members brought items for the Guild's Garage Sale. Members shopped and bought. All proceeds went to the guild.

June's Program – Those who participated in the Flower Garden Challenge will bring their quilt tops.

Marilyn Johnson dismissed the meeting.

These minutes are submitted by Rhonda Russell. 


Treasurer's Report - April and May 2023

April 18, 2023 Balance Forward	\$7,538.75
INCOME:	
Advertiser - Osage Hills Retreat	\$100.00
Garage Sale proceeds	\$268.25
EXPENSES:	
none	
ENDING BALANCE (as of May 21, 2023)	\$7,907.00

Calendar of Upcoming Events

This is our current plan for the next few months, but it is subject to change.


<p>July 2023</p> <p>Block of the Month Raffle Quilt for Rodeo "Strip Tease" strip exchange Quilt Camp, July 21-23</p>	<p>August 2023</p> <p>Block of the Month Sheri Foreman, from OKC Modern Quilt guild - program at mtg</p>	<p>September 2023</p> <p>Block of the Month Program to be determined Election of new officers</p>
<p>October 2023</p> <p>Block of the Month Potholder exchange Pot-luck Quilt Camp, October 20-22</p>	<p>November 2023</p> <p>Block of the Month Program to be determined</p>	<p>December 2023</p> <p>Block of the Month Christmas party / pot-luck Christmas Block Exchange Dirty Santa fat quarter exchange</p>



Advertisers

Thanks to the following advertiser. Please take the time to visit them!

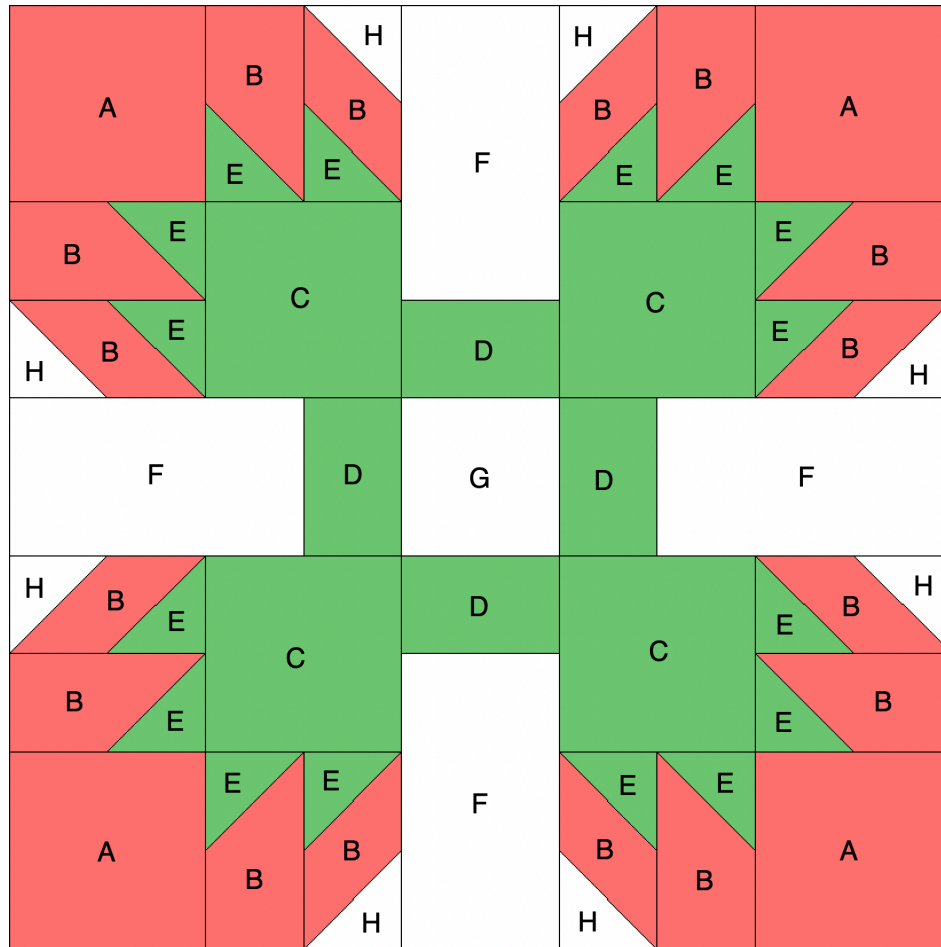
Osage Hills Retreat
 Craft Retreat Center
 Skiatook, Oklahoma
 Craft. Relax. Discover. Explore.

 **osagehillsretreat.com 918-630-7053**

To place an ad with us, contact:
webmaster@shawneespinningpoolsquiltguild.com

Advertising rate is \$60 for 6 months or \$100 for one year. The ad will appear in our newsletter and will be posted on our website.

June 2023 Block of the Month - Strawberries



Block size:
12" finished
(12½" unfinished)

Cutting Instructions

Berries (red):

- A - four 3" squares
- B - sixteen 1¾" x 3" rectangles

Leaves (green):

- C - four 3" squares
- D - four 1¾" x 2½" rectangles
- E - sixteen 1¾" squares

Background:

- F - four 2½" x 4¼" rectangles
- G - one 2½" square
- H - eight 1¾" squares

Sewing Instructions

1. Take all sixteen B and E pieces. Orient the B pieces vertically, then use the E pieces to snowball the bottom left corner of eight of the B pieces and the bottom right corner of the other eight of the B pieces.
2. Using four of the left pieces and four of the right pieces from step 1, use the H pieces to snowball the upper corners. (Refer to the diagram.)
3. Using the pieces from steps 1 and 2 and the A and C pieces, assemble each of the four strawberry corners.
4. Sew the short side of each of the F pieces to the long side of each of the D pieces.
5. Using the strawberry corners from step 3, the DF pieces from step 4, and the G piece, assemble the block as shown in the diagram (like a 9-patch block).