

# Spinning Spools Quilt Guild

## September 2023 Newsletter

[www.ShawneeSpinningSpoolsQuiltGuild.com](http://www.ShawneeSpinningSpoolsQuiltGuild.com)

### Officers and Board Members

#### President

Marilyn Johnson

#### Vice President

Linda Lee

#### Vice President Elect

Tribby Hardway

#### Recording Secretary

Rhonda Russell

#### Corresponding Secretary

Gretchen Gaskill

#### Treasurer

Pam Cook

#### Past President

Pat Woodard

#### Board Members at Large

Carolyn Castle

Mickey Kluding

Heather Curtis

Katherine Fowler

### Committee Chairs

#### Baby Quilts

Harriet Howard

#### Benevolence

Marilyn Burns

#### Charity Quilts

Lisa Hefner

#### Historian

Darline Pendley

#### Hospitality

Evelyn Pipkin

#### Librarian

Terry True

#### Publicity


Joi Grissom

#### Website


Gretchen Gaskill

### From your President

It is hard to believe how the time has passed since I took the president's position. We're bouncing back from our covid year with around a dozen active members, and last month we had 40 at our meeting. I am so excited for the new officers. I believe we have very talented and excited bunch of ladies just waiting to get started. Thank you for allowing me to serve these past two years.

Marilyn 

### September Meeting


The next general Spinning Spools Quilt Guild meeting will be held **September 7, 2022, at 7:00 pm at the Senior Citizens Center** in downtown Shawnee. This month we will be electing our new officers and board members for the upcoming year. (See election details below.) We will also be having show and tell for those who participated in the "Strip Tease" exchange in July. We hope to see you all there. 

### Officer and Board Member Elections

**Elections for SSQG officers and board members is coming up at the September meeting.** The following members are running for election:

- President - Gretchen Gaskill
- Vice President - Gina Ames
- Vice President Elect - Tammy Houk
- Recording Secretary - Donna Dickeson
- Corresponding Secretary - Brigitte Winford
- Treasurer - Pam Cook
- two Board Member positions - Laurie Myers, Linda Lee, Judy Branson, and Vicky Stidham

In addition to the officers and board members, we are **also voting whether or not to raise our guild dues from \$20 to \$30**. In recent years, the dues have not been keeping up with expenses. Raising the dues will not do away with the need for fundraisers, but it will help us to continue the guild's activities (such as bringing in speakers and educational workshops and providing quilts to help our community) without having to spend quite so much effort trying to raise additional funds.

This year, because of the multiple candidates for the Board Member positions and the question about raising the dues, we will be **voting by written ballot**. Be sure to **pick up your ballot when you check in to the meeting**, mark your choices, and return your completed ballot to the box at the check-in table. Please be sure to come to the meeting and vote! 

### September Birthdays

Judy Branson - September 1  
 Bhupinder Obhrai - September 15  
 Mickey Kluding - September 17  
 Vicky Stidham - September 17  
 Dee Cobb - September 20

### Mark Your Calendars

September 7	September Guild Meeting	7 pm
October 5	October Guild Meeting	7 pm
October 20-22	October Quilt Camp	8 am - 10 pm
November 2	November Guild Meeting	7 pm

### Member's Quilt Successful at Auction

One of our guild members, Gretchen Gaskill, recently made a quilt for a fundraiser at an auction at the Oklahoma Rifle Association's Annual Convention on August 12. The quilt used the "Road to Oklahoma" block design and Oklahoma-themed fabrics, as well as the bison design and the blue and gold colors from the organization's logo.

The quilt was a big success, bringing in **\$1,600** at the auction. Several people bid on the quilt, showing that at least some people appreciate all the work that goes into making a quilt. 🍀



### August Birthdays and Show and Tell

We had too many show-and-tells to include them all here. See the website ([shawneespinningpoolsquiltguild.com/index.php/photo-gallery/2023-photos-july-december](http://shawneespinningpoolsquiltguild.com/index.php/photo-gallery/2023-photos-july-december)) for all the photos. (Sorry about the missing names on two of the pictures.)



August Birthdays



Wanzalle Beck



Brigitte Winford



Ann Cosgrove



Ann Cosgrove

## August Show and Tell (cont.)



Judy Branson



Ann Cosgrove



Ann Cosgrove



Donna Dickeson



Tribby Hardway



Pam Clark



Gina Ames


## Modern Quilt Program

Thanks to Sheri Foreman, from the Oklahoma City Modern Quilt Guild, for her very informative program at the August meeting. Sheri explained what a modern quilt is, and she provided many examples. Check out the photos of the quilt she brought on the website ([shawneespinningspoolsquiltguild.com/index.php/photo-gallery/2023-photos-july-december](http://shawneespinningspoolsquiltguild.com/index.php/photo-gallery/2023-photos-july-december)).



## Upcoming Events

October 2023	November 2023	December 2023
Block of the Month Potholder exchange Pot-luck Quilt Camp, October 20-22	Block of the Month Program to be determined	Block of the Month Christmas party / pot-luck Christmas Block Exchange Dirty Santa fat quarter exchange



## Minutes from General Meeting on August 3, 2023

President, Marilyn Johnson, welcomed everyone to the meeting. There were 36 members with 5 guests present.

Last month's minutes were accepted with no discussion. Katherine Fowler made a motion to accept the minutes, and Gretchen Gaskill seconded.

The treasurer's report was accepted with no discussion. Judith Branson made the motion to accept the report, and Laurie Myers seconded.

The old business discussed was:

The list of officers and board members for next year was in the newsletter. These will be voted on in next month's meeting. The vote for board members will be by written silent ballot.

Quilt camp will be October 20-22. Carolyn Castle and Vicky Stidham volunteered to host this camp.

New Business:

The board met and made the following suggestion. Due to rising costs, the board suggest the membership dues be raised to \$30 per year. This will be voted on next month.

Two members from the First Capital Quilt Guild brought their raffle quilts to sell tickets. Their raffle will be held at their quilt show October 13-14.

Terry Schimke gave a short presentation of Quilts of Honor. The mission of Quilts of Honor is to bestow a universal symbol and token of thanks, solace, and remembrance to those who serve in harm's way to protect and defend our lives and freedoms. Quilts of Honor are made by loving hands of countless volunteers who want to thank those who have served and to honor their service and sacrifice.

Pam Cook will be placing another order for guild T-shirts. If interested, please let her know.

Baby Quilts – Harriet has 11 quilts ready to give away.

Disaster Quilts – Our next year's raffle quilt was given to a young lady who lost her horse at the fairgrounds due to a fire.

Library – Quetha Hale gave books and patterns to the guild library.

Hospitality – The guild collected \$600 for Dee Cobb. She lost her house due to the tornado.


Gretchen Gaskill presented the block of the month, schoolhouse. The block should be 12½" unfinished.

Next month's program will be showing their strip tease quilt tops.

We had show and tell for those who had completed quilts.

Program – Sheri Forman gave a program on Modern Quilting. She brought many examples of modern quilts. She is from the Oklahoma Modern Quilt Guild in OKC.

Marilyn Johnson dismissed the meeting.

These minutes are submitted by Rhonda Russell. 

### Treasurer's Report - July and August 2023

July 19, 2023 Balance Forward	\$9,041.39
INCOME:	
Quilt Camp	\$420.00
EXPENSES:	
1864 - Masonic Lodge, quilt camp	\$300.00
1865 - Shawnee Senior Center, Aug, Sept, & Oct rent	\$120.00
1866 - Sheri Foreman, August program	\$150.00
ENDING BALANCE (as of August 18, 2023)	\$8,891.39

## Area Quilt Shows Coming Up

Several quilt shows are coming soon to our surrounding areas. Here are a few:

**First Capital Quilt Guild 2023 Quilt Show, October 13-14**, Logan County Fairgrounds, 215 Fairgrounds Road, **Guthrie**, OK. This show is put on by the First Capital Quilt Guild. Admission is \$10. Their ad lists 150+ quilts, local and regional vendors, raffle items, general store, and "tea room" lunch available.

**"Autumn Leaves" Quilt Show 2023, October 20-21**, Claremore Community Center, 2301 N Sioux Ave, **Claremore**, OK. This show is put on by the Country Fare Quilter's Guild ([www.countryfarequiltersguild.org/](http://www.countryfarequiltersguild.org/)). Admission is \$5. Their ad lists judged quilts, vendors, demonstrations, prize baskets, small quilt auction, apron auction, bed turnings, food concession, and more. For more information go to [www.countryfarequiltersguild.org/quilt-show/](http://www.countryfarequiltersguild.org/quilt-show/).

If you know of any other upcoming shows, let us know so we can get the word out. ✦

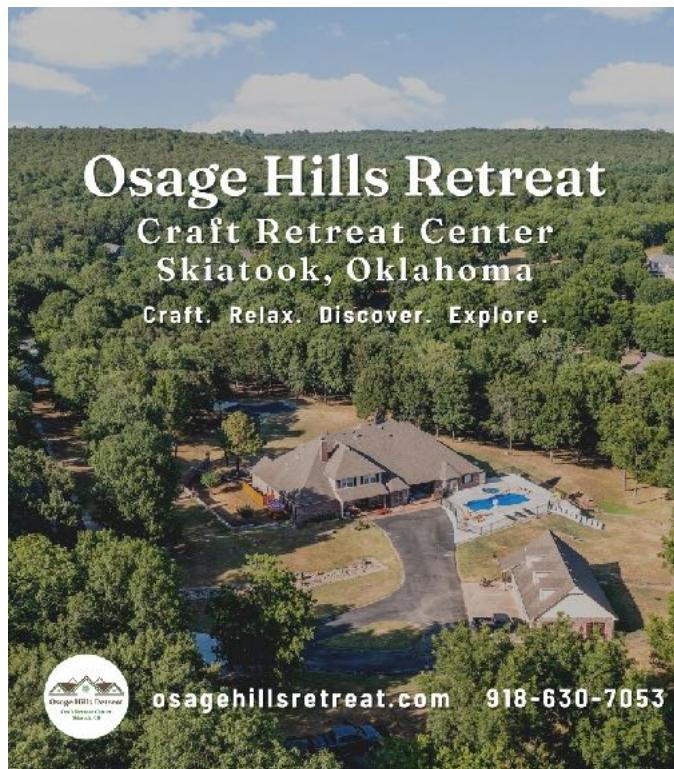
## MOKA Meeting in Guthrie in November

MOKA (Missouri, Oklahoma, Kansas, Arkansas) Quilt Study Group is a regional group open to anyone interested in the study of quilts, quilt history, quilt patterns, and quilt makers, past and present. They meet twice a year, and this fall their meeting will be in Guthrie, OK.

The upcoming meeting topic is "**English Paper Piecing: Then and Now**", and the date is **November 3-4, 2023**. The **registration deadline is September 15**. To find out more (including a registration form and meeting agenda), go to the MOKA Quilt Study Group on Facebook (<https://www.facebook.com/groups/347915538732554/>). ✦

## Advertisers

Thanks to the following advertiser. Please take the time to visit them!

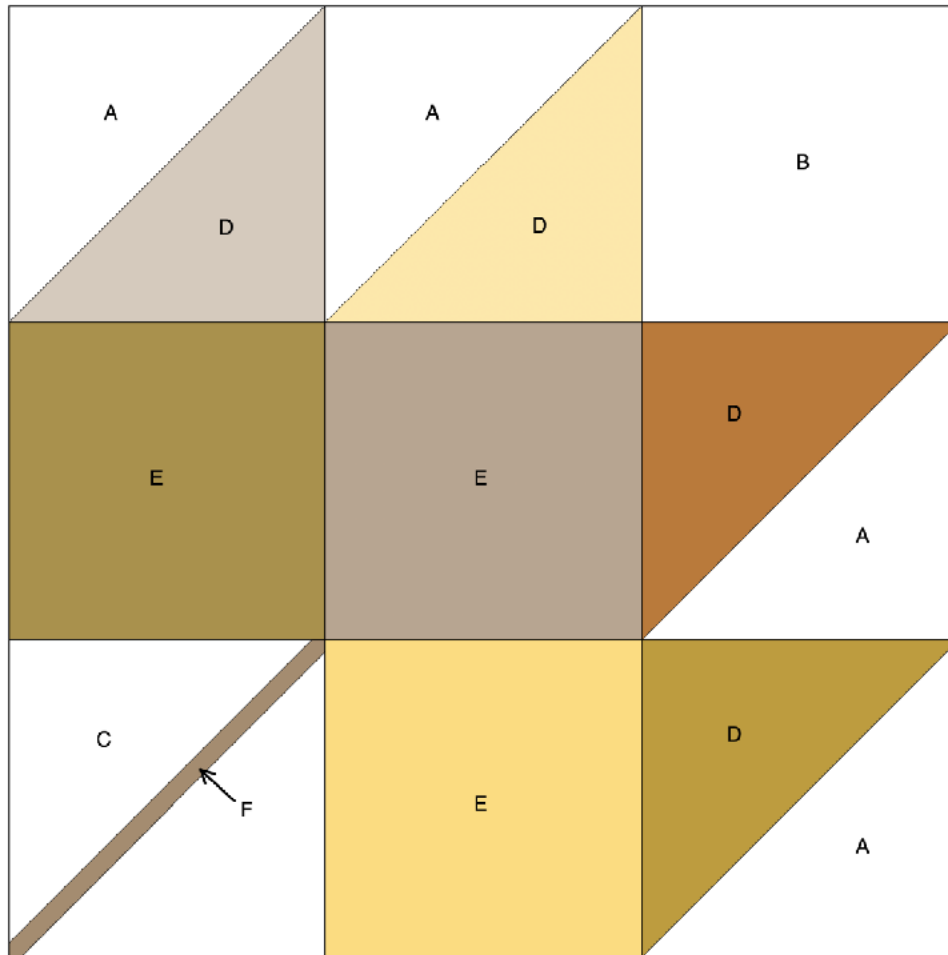


To place an ad with us, contact:

[webmaster@shawneespinningpoolsquiltguild.com](mailto:webmaster@shawneespinningpoolsquiltguild.com)

Advertising rate is \$60 for 6 months or \$100 for one year. The ad will appear in our newsletter and will be posted on our website.

## September 2023 Block of the Month - Option 1 - Fall Leaf



Block size:  
12" finished  
(12½" unfinished)

### Cutting Instructions

#### Background:

- A - two 5" squares
- B - one 4½" square
- C - one 5" square

#### Leaf and Stem (various browns, oranges, golds, etc.):

- D - two 5" squares
- E - three 4½" squares
- F - one 1" x 8" rectangle

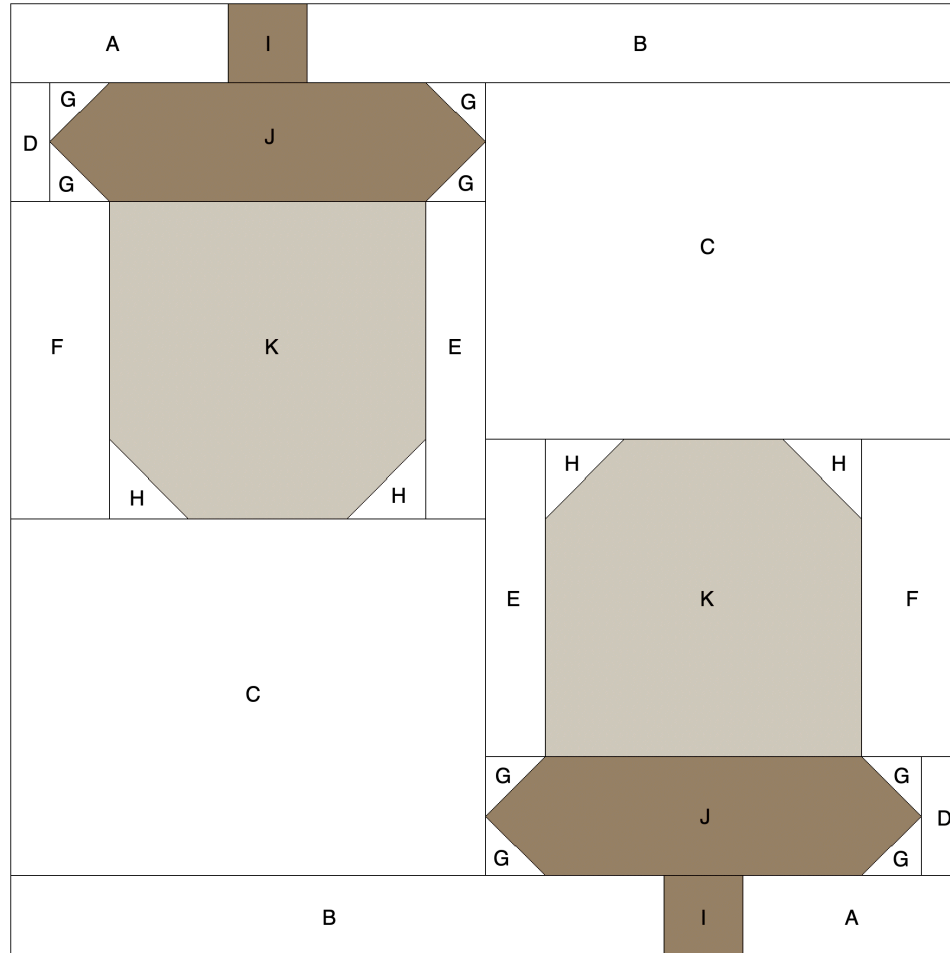
### Sewing Instructions

1. Draw diagonal lines on the back of the A pieces. Layer the A and D pieces, right sides together, and sew ¼" on both sides of the diagonal line. Cut apart on the drawn lines. Open and press. Square each unit to 4½". (Makes 4 half-square triangles.)
2. Cut the C piece in half diagonally. Gently fold each resulting triangle in half along the longest edge to find the center, and finger press.
3. Fold the F piece in half lengthwise to find the center, and finger press. Matching the centers, sew the F piece to each of the C triangles. Press, and square the unit to 4½".
4. Arrange the units as shown in the diagram above, and assemble the leaf block.

## Block of the Month Options

This month you have a choice of two blocks! If you are participating in Block of the Month, you do not have to make both blocks (although you may if you wish).

## September 2023 Block of the Month - Option 2 - Acorns



Block size:  
12" finished  
(12½" unfinished)

### Cutting Instructions

Background:

- A - two 1½" x 3¼" rectangles
- B - two 1½" x 8¾" rectangles
- C - two 5" x 6½" rectangles
- D - two 1" x 2" rectangles
- E - two 1¼" x 4½" rectangles
- F - two 1¾" x 4½" rectangles
- G - eight 1¼" squares
- H - four 1½" squares

Acorn Cap and Stem:

- I - two 1½" squares
- J - two 2" x 6" rectangles

Acorn Body:

- K - two 4½" squares

### Sewing Instructions

1. Sew each A piece to one side of each I piece, then sew each B piece to the other side of the I pieces. Press toward the I pieces.
2. Use the G pieces to snowball all four corners of each J piece. Then sew a D piece to one side of each resulting snowballed unit.
3. Use the H pieces to snowball two adjacent corners of each K piece. Then sew an E piece and an F piece to the two sides of the resulting unit. Refer to the diagram to make sure you are sewing them on the correct side. (The two units are not the same.)
4. Using the diagram above as a guide, sew the acorn caps from step 2 to the acorn body from step 3, then sew the C piece to the bottom of the acorn. Then sew the two units together (as shown in the diagram).
5. Now sew the pieces from step 1 to the top and bottom of the two acorn unit from step 4, being sure to put the stems on the correct side.