

Spinning Spools Quilt Guild

December 2023 Newsletter

www.ShawneeSpinningSpoolsQuiltGuild.com

Officers and Board Members

President

Gretchen Gaskill

Vice President (Programs)

Gina Ames

Vice President Elect

Tammy Houk

Recording Secretary

Donna Dickeson

Corresponding Secretary

Brigitte Winford

Treasurer

Pam Cook

Past President

Marilyn Johnson

Board Members at Large

Heather Curtis (9/24)

Linda Lee (9/24)

Laurie Myers (9/25)

Vicky Stidham (9/25)

Committee Chairs

Baby Quilts

Harriet Howard

Benevolence

Regena Morton

Charity Quilts

Lisa Hefner

Historian

Darline Pendley

Hospitality

Evelyn Pipkin

Librarian

Terry True

Looking for a Volunteer

Publicity

Joi Grissom

Looking for a Volunteer

Website

Gretchen Gaskill

From Your President

Hi quilters,

Well, we are once again in the middle of the holiday season. I hope everybody had a great Thanksgiving. We had four generations at our house for the big Thanksgiving dinner. As usual, I ate too much! Now I'm off to see my daughter in Michigan, where maybe I can experience some colder weather.

This is a good time of the year to think about families and friends, and to appreciate just how much we all have. All of the SSQG members that I have met are some of the most generous people I know. So many of you are giving of your time and efforts, to your families, friends, and churches, just to name a few. A perfect example is our response to the request we received from the Seminole County DHS for quilts for their foster children. With zero notice and only about three weeks, we were able to put together an impressive number of quilts to hopefully improve the Christmas spirit for quite a few of the foster children. (At time of this writing, I don't know the final quilt count.). Thanks so much to all of our guild members who donated quilts, as well as those who sewed on labels and otherwise helped get them organized.

I hope to see most of you at the December meeting. We usually have great food at the potluck, and the Christmas block exchange and Dirty Santa fat quarter exchange are a lot of fun. Come and join us!

Wishing you all a blessed holiday season.

Gretchen 

Early Start!!!

The next general meeting and Christmas Party of the Shawnee Spinning Spools Quilt Guild will be held **December 7, 2023, at 6:00 pm** at the Shawnee Senior Center.

From Your Program Chairman

For this year's Christmas block exchange, we will have the option of making 12.5" unfinished or 6.5" unfinished blocks. Bring up to 12 Christmas themed blocks to be exchanged. Whichever size you make will be the size that you will receive. Please be sure to sign and date your blocks. We will mix up the blocks and return to you the same size and number of blocks you brought. Please bring your blocks in a bag labeled with your name, number, and size of blocks you made.

I understand that it's the tradition of this guild to exchange 6" blocks. This year we are adding the 12" blocks as an option for those who don't love small piecing. The idea is to have options that appeal to everyone, not to eliminate traditions. Make the size of blocks that you prefer.

If you'd like to participate in Dirty Santa, bring two fat quarters (do not have to be Christmas themed) in a gift box/bag, etc. Exchange will be done like Potholders in October, except for the Dirty Santa aspect, which will allow someone to 'steal' your lovely fat quarters. It's a lot of fun to see which fat quarters everyone wants to take home.

In January we will have an introduction to color theory. There will be an interactive portion to help us all begin to think about color and how we use it. If you would like to really amp up your participation, you could bring some fabric in your favorite color combos. We will not be trading or exchanging. The fabric you bring in is yours and you will leave the meeting with it. With that in mind feel free to pin a name tag on your fabrics to discourage it walking away from you. :)

After looking at color theory we will be issuing the following "Crayon Challenge."

Members will randomly pull two crayons from a bag. They will use the colors pulled to create a project of any size. Background and an additional color may be added, if they choose. The crayon colors need to make up most of the project, 50% or more.

This challenge is a fun way to stretch creativity and think about color in new ways. Consider making a donation quilt as your project. In April we will bring in our completed projects for Show & Tell. 📌

Upcoming Events

December 2023	January 2024	February 2024
Block of the Month Christmas Party / Potluck Dinner Christmas Block Exchange Dirty Santa Fat Quarter Exchange Pay Dues Tonight! \$30	Introduction to Color Theory Block of the Month	Block of the Month



December Birthdays

Ann Dowdy – December 1

Jolene Neu – December 25

Mark Your Calendars


December 7	December Guild Meeting	6 pm
January 4	January Guild Meeting	7 pm
January 26-28	January Quilt Camp	8 am to 10 pm
February 1	February Guild Meeting	7 pm

2023 Block of the Month

Now that we are at the end of the year, all twelve of the Block of the Month patterns are on the website. From the homepage, select "SSQG Information", then "2023 Block of the Month". A direct link to the page is <https://shawneespinningpoolsquiltguild.com/index.php/ssqg-information/2023-block-of-the-month>. ❖

In Memory of Gail Hammond

Gail Hammond passed away recently. As a charter member, she had been a member since the mid-1980s. Gail was a lovely person who always greeted everyone with a friendly smile. She will be greatly missed. ❖



2023 Member Survey Results

In October, Gina Ames asked everyone to complete a member survey to get an idea of what members would like to see and do in the coming year. Top picks included learning new techniques, participating in workshops, and completing sampler quilts. Row quilts vs Medallion quilts were pretty even, as were scrappy vs coordinated quilts. To see all of the results, click here: [2023 Member Survey \(Doc\)](#) (shawneespinningpoolsquiltguild.com). Some nice pie charts are also available on our Facebook page. ❖

Donation Quilts for Foster Children

Harriet Howard was contacted by the Seminole County DHS asking if the guild could provide quilts for their foster children. Although it was short notice, the Board decided to see what we could do to provide these kids with a better Christmas. We had 13 charity quilts that were the right size/style, and many of our members stepped up and made more quilts. The Wednesday group has been putting labels on the quilts and Lisa Hefner is taking pictures for guild records. We should have a final count of the number of quilts provided by the December meeting. Thanks to everyone who participated. If you didn't get to participate this time, there will be more opportunities next year. ❖

November Birthdays and Show & Tell

Photos will also be posted on the website (shawneespinningspoolsquiltguild.com/index.php/photo-gallery/2023-photos-july-december).



Minutes from General Meeting on November 2, 2023

President Gretchen Gaskill welcomed everyone to the meeting. There were 25 members and 2 new members. Welcome Cheryl Perrault and Sharon McGinnis.

Minutes from last month's meeting accepted with no discussion. Motion to accept Judy Branson, Second, Lisa Hefner. Passed

Treasurer's report - Motion to accept treasure's report as printed in the newsletter by Karen Spears, Second, Katherine Fowler. Passed

Recognition of November birthdays, present- Gina Ames, Lisa Hefner.

Not present- Cindy Cornelison, Shelley Alford, Shirley Randle, Rebecca Webster, Quetha Hale.

Old/Unfinished Business

- **Audit of last year's books** – Audit performed by Lisa Hefner and Donna Dickeson, no negative findings. Good job, Pam Cook.
- **Looking for old guild records** – Still looking for past years' records. Wanzalle sent some information over to Gretchen. Evelyn said that the scrapbooks have some information in them. If anyone knows where more records are kept, please share that information with Gretchen.

New Business

- **Programs** – Gina Ames, December meeting is our Christmas potluck and block exchange and Dirty Santa fat quarter exchange. Dinner will be at 6:00pm, please arrive between 5:30-6:00pm, we will start serving at 6:00.
 - Block exchange will be the option of making 12½" unfinished or 6½" unfinished blocks. Bring up to 12 Christmas themed blocks to be exchanged. Whichever size you make is the size that you will receive. Please be sure to sign and date your block(s). We will mix up the blocks and return to you the same size and number of blocks you brought.
 - Dirty Santa exchange, 2 fat quarters of your choice, should be in an opaque container such as a gift box or bag, they do not need to be labeled with your name.
 - Gina will put all this information on the SSQG Facebook page.
- Regena Morton will be the new Benevolence Chairperson. Thank you for accepting the position, Regena.
- We had several baby quilt kits donated by Donna Benson (friend of Rachel Pearson). If interested in putting one together, please take one tonight or contact Harriet Howard.
- **Block of the month for 2024**- Need a volunteer to facilitate this project for 2024. Gina Ames volunteered.
- **Board Meeting** – Next board meeting, Tuesday November 14, at 5:30pm in Craft Room1. Board meetings are on the calendar on the website. Any guild members are welcome to attend. We had one board member resign and will be looking to fill her position at that board meeting.

Committee Reports

- **Block of the Month** – Block of the Month for November is an applique turkey block. Gretchen put a link in the newsletter showing how to do the block along with the pattern. Please check it out.
- **Benevolence** – Gail Hammond passed away, funeral notice and information was posted on SSQG Facebook page.

- **Charity Quilts** – Lisa Hefner still has disaster quilts. If you know anyone needing quilts, please let her know via email. Please include the person's name, contact phone number, and address. Lisa gave away 10 quilts in the last month.

Joi Grissom provided information regarding the upcoming MOKA meeting. She has the agenda information if anyone is interested.

Reminder that 2024 dues are due and need to be paid by the December meeting.

We had Show & Tell for those who had quilted projects to share.

We had a free pattern exchange for all that brought a pattern to exchange.

Next meeting, December 7th, note starting time of 6:00pm for potluck. Block exchange and Dirty Santa to follow.

Meeting adjourned.

Submitted by Donna Dickeson

Treasurer's Report – October to November 2023

October 23, 2023 Balance Forward	\$ 9667.92
INCOME:	
T-Shirts	150.00
Membership Dues	30.00
Membership Dues	120.00
EXPENSES:	
1875 – Carolyn Castle, Quilt Camp	59.12
1876 – Void	0.00
1877 – Gretchen Gaskill, Office/Mtg Supplies	12.32
1878 – Gretchen Gaskill, Website	19.99
1879 - City of Shawnee, Rent Nov & Dec	80.00
ENDING BALANCE (as of November 21, 2023)	\$ 9796.49



Missing Items – Update

Great news! Shortly after the newsletter was published last month, the 'bowl cozy' AccuQuilt die was located. ✦

Committee Chairs

If you would like to get more active with the guild, we still need volunteers for Librarian and Publicity. ✦

President's Block

Marilyn Johnson, our former guild president, handed out kits for her President's Block at the November meeting. If you didn't get one, please get with Marilyn to see if she has any left.

Let's try to get our blocks back to Marilyn in the next month or two. I think she'll understand if we don't have them in December with all of the holiday fun going on. ✦




Past President
Marilyn Johnson

Advertisers

Thanks to the following advertiser. Please take the time to visit them! ✦

Osage Hills Retreat
Craft Retreat Center
Skiatook, Oklahoma
Craft. Relax. Discover. Explore.

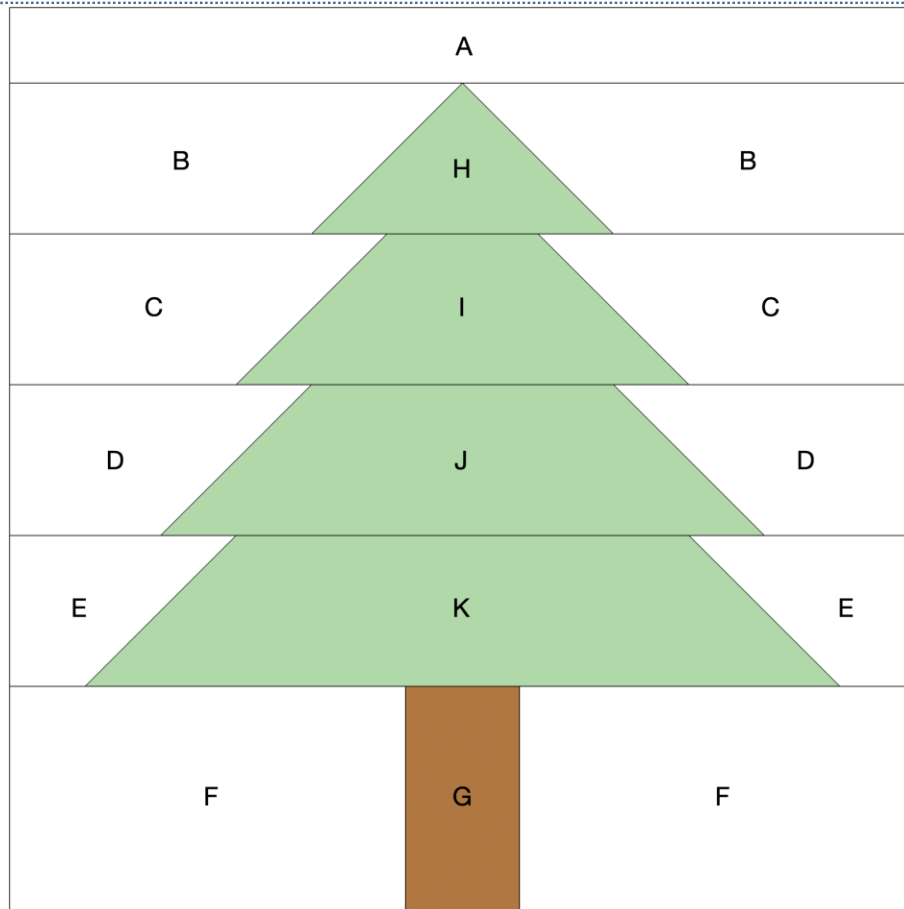
 **osagehillsretreat.com 918-630-7053**

To place an ad with us, contact:

webmaster@shawneespinningpoolsquiltguild.com

Advertising rate is \$60 for 6 months or \$100 for one year. The ad will appear in our newsletter and will be posted on our website.

December 2023 Block of the Month - Christmas Tree



Block size:
12" finished
(12½" unfinished)

Cutting Instructions

Background:

- A - one 1½" x 12½" rectangle
- B - two 2½" x 6½" rectangles
- C - two 2½" x 5½" rectangles
- D - two 2½" x 4½" rectangles
- E - two 2½" x 3½" rectangles
- F - two 3½" x 5¾" rectangles

Tree Trunk:

- G - one 2" x 3½" rectangle

Tree Top (one or more greens):

- H - one 2½" x 4½" rectangle
- I - one 2½" x 6½" rectangle
- J - one 2½" x 8½" rectangle
- K - one 2½" x 10½" rectangle

Sewing Instructions

1. Sew together the F and G pieces as shown in the diagram.
2. Use diagonal seams to sew E pieces to each end of the K piece. Be sure to sew the diagonal seams in opposite directions to achieve the shape shown in the diagram (see photo below). Trim the excess before pressing toward the dark fabric.
3. Using the same technique as in step 2, sew J and D pieces, I and C pieces, and H and B pieces. With the H and B pieces, trim and press one side before sewing the other side, because they should cross at the top.
4. Sew together the block in rows as shown in the diagram.

