

# Spinning Spools Quilt Guild

## March 2024 Newsletter

[www.ShawneeSpinningSpoolsQuiltGuild.com](http://www.ShawneeSpinningSpoolsQuiltGuild.com)

P O Box 3893, Shawnee OK 74802

### Officers and Board Members

President  
Gretchen Gaskill  
Vice President (Programs)  
Gina Ames  
Vice President Elect  
Tammy Houk  
Recording Secretary  
Donna Dickeson  
Corresponding Secretary  
Brigitte Winford  
Treasurer  
Pam Cook  
Past President  
Marilyn Johnson  
Board Members at Large  
Heather Curtis (9/24)  
Linda Lee (9/24)  
Laurie Myers (9/25)  
Vicky Stidham (9/25)

### Committee Chairs

Baby Quilts  
Harriet Howard  
Benevolence  
Regena Morton  
Charity Quilts  
Lisa Hefner  
Historian  
Darline Pendley  
Hospitality  
Evelyn Pipkin  
Librarian  
Terry True  
Publicity  
Joi Grissom  
Website  
Gretchen Gaskill

### From Your President

Hi everybody,

I am sure enjoying all this beautiful weather! Maybe Punxsutawney Phil got it right this year, and we will have an early spring. My tomato and pepper seedlings have started in the house, so they'll be ready for the garden once it looks like the cold is really over.

We have a lot of good quilting activities coming up. Gina just held a workshop to make a mat for under your sewing machine, and in March we will have a 2-day mystery quilt workshop. At the March meeting, we will get to see how people put together their 2023 Block of the Month quilt tops, and we will learn about different setting options and borders. At both the March and April meetings, other area guilds will be telling us about their quilt shows and selling tickets for their raffle quilts.

I hope to see you at the March 7 meeting and at the mystery quilt workshop.

Happy quilting, Gretchen 

The next general meeting of the Shawnee Spinning Spools Quilt Guild will be held **March 7, 2024, 7:00 pm** at the Shawnee Senior Center.

### Upcoming Quilt Shows

We'll have visitors from the **Norman** Area Quilt Guild at the March 7 meeting to tell us about their April quilt show and sell tickets for their raffle quilt.

In April, we will have representatives from the **Edmond** Quilt Guild visit to discuss their upcoming 20<sup>th</sup> Anniversary Quilt Show and sell raffle tickets. Quilt show will be July 26-27, 2024, at Oklahoma Christian University.

The **Gore** Scrap Happy Quilters will be presenting their Spring Fling March 22-23. (Lower Elementary Gym, Winn and 3<sup>rd</sup> St, Gore, OK)

## March Birthdays

Janet Coggins – March 4

Regena Morton – March 11

Laura Palmer – March 13

Sharon McGinnis – March 25

Joi Grissom – March 26

## Mark Your Calendars

March 9 & 16	Mystery Quilt and Potluck Lunch with Gretchen	8am-5pm
April 4	April Guild Meeting	7pm
April 19, 20, 21	Quilt Camp	8am-10pm
May 2	May Guild Meeting	7pm
May 18	Vonda Blando Workshop	10am-4pm
June 6	June Guild Meeting	7pm
June 15	Children's Quilt Workday	9am-3pm

## From Your Program Chairman

I am looking forward to seeing how everyone has put together their 2023 Block of the Month Quilt Tops. Our meeting this month will feature a special Block of the Month Show & Tell that will include prizes! Even if you didn't make one, I think you will enjoy seeing the creativity from all of our members who did participate. We will also take a look at several types of quilt settings. There are so many options out there and hopefully this will give us all some inspiration to try something new.

Have you been working on your Crayon Challenge Project? In April we will reveal our projects. Big or Small we want to see how you used those two colors together. We will also be talking about all things Scraps. How small is too small? Do you cut them into uniform sizes? What sizes? Do you toss or donate them at the end of each project? How do you organize & store them? What projects do you make using them? Do they languish in your closets & cupboards? Are you overrun with scraps? We're going to come up with a plan to use them!

In May we'll have a guest speaker, Kent Sechrest of Kent's Sewing Machine Repair. In June we are going to consider our UFO's (unfinished objects) and make plans for getting them done or moving on.

## Upcoming Workshops

March 9th & 16th Workshop Gretchen Mystery Quilt Total Cost \$33 (\$13 for the pattern, \$20 goes to SSQG) Gretchen is leading this two-day event. The finished quilt is 60" x 72". You will want to have your fabrics cut before class begins. See Gretchen for a supply list.

May 18th Vonda Blando - Laura Heine Collage - Sewing Machine \$40 for the workshop, \$25 for the pattern. Come learn the secrets of making a successful collage quilt! Vonda will be showing us how to go from pattern to finished project. We will be using the Teeny Tiny Collage Pattern #5, which features 3 designs. Pincushion, Dress Form and Sewing Machine designs are full sized in the pattern and each finish at 16 x 20. General collage directions and color photos with step-by-step instruction included.

June 15th Free Children's Quilt Workday. This is a totally free workday. The object is to set aside some time to make Children's donation quilts. We will be kitting up some of the guild's abundant fabric stash to make charm pack quilts. You can bring your own fabric or sew up a kit or two. This is a super quick pattern that makes a 41" x 50" quilt. Fabric requirements: 40 5" squares and 1 1/4 yards background fabric.

**March 2024**

2023 Block of the Month Reveal  
Quilt Setting Discussion  
2024 Block of the Month  
Mystery Quilt Workshop  
Normal Quilt Guild Visit

**April 2024**

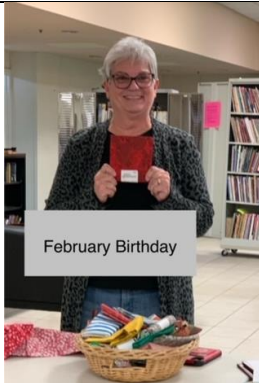
Crayon Challenge Reveal  
Use Those Scraps Discussion  
2024 Block of the Month  
Quilt Camp

**May 2024**

2024 Block of the Month  
Sewing Machine Repair Program  
Vonda Blando Workshop

**February Birthdays and Show & Tell**

Photos posted on the website [2024\\_Photos \(January - June\) \(shawneespinningspoolsquiltguild.com\)](http://2024_Photos(January-June)(shawneespinningspoolsquiltguild.com))



## Minutes from General Meeting on February 1, 2024

President Gretchen Gaskill welcomed everyone to the meeting. There were 29 members and one visitor. Recognition of new members and visitors. No new members. Visitor was Pamela Calavan from Georgia, Cindy Cornelison's Sister-in-law.

**Minutes from last meeting** accepted as printed in the newsletter with no corrections or additions. Motion to accept by Lisa Hefner, Seconded by Kate Fowler. -Passed

**Treasurer's Report-** Correction to October Treasurer's Report that was printed in newsletter. Check 1874 and 1875 shows both checks written to Carolyn Castle for quilt camp for \$59.12. Check 1875 was written to Carolyn, check 1874 was written to Masonic Lodge for Quilt Camp rent. Error has been corrected changing Ending Balance amounts.

Motion by Gina Ames to accept Treasurer's report as printed in budget handed out to members. Seconded by Tribbey Hardway – Passed

**Recognize February Birthdays** – Donna Dickeson present, Terry True- absent.

### Old/Unfinished Business

- **Quilt Camp-** Tammy Houk and Shelly Alford were our hosts. Thanks ladies for volunteering and preparing the main dishes, was great food. Quilt camp took in around \$490 plus a member fee of \$30. Garage sales took in \$99. Seems attendance is low on Sundays, may need to address this for future Quilt Camps.

### New Business

- **New Advertiser** for the Newsletter, TLC Fabrics in Enid, they paid for a year ad. Check out their ad in the next newsletter.
- **2023 Block of the Month** – Do not forget your quilt top to show at the March meeting. Prizes for everyone and a Grand Prize winner will also be chosen.
- **Crayon Challenge** – Bring your project to the April meeting for show and tell.
- **Programs and Workshops-** Gina Ames
  - **Workshop February 24<sup>th</sup>, Undercover mat for your machine.** Instructor Gina Ames. Gina handed out fliers with details. Cost \$20 workshop to be held at Pottawatomie County Museum from 9am-3pm.
  - **Mystery Quilt workshop March 9 & 16.** Instructor- Gretchen Gaskill. Gretchen handed out a flier to members. Cost \$33.00 (which includes a pattern) to be held at the Pottawatomie County Museum.

Proceeds from both workshops will go back to the guild. Watch the newsletter for further details and instructions.

- Discussion about possibly changing the regular guild meeting time from 7pm to 6pm. The show of hands to change was fairly evenly divided, with slightly more desiring 7pm. The decision was to keep meetings to 7pm.
- **Board Meeting-** Next board meeting will be February 20<sup>th</sup> at 5:30, Craft room 1, Senior Center.



## Committee Reports

- **Block of the Month**- Gina Ames demonstrated finished Modern quilt block designs Brigitte has published in the newsletter. If you have not given these a try, you should. They are fun and use up scraps.
- **Baby Quilts** – Harriet Howard – absent
- **Benevolence** – Regena Morton – absent
- **Charity Quilts** – Lisa Hefner – nothing to report.
- **Historian** – Darline Pendley – nothing to report.
- **Hospitality** – Evelyn Pipkin – nothing to report.
- **Librarian** – Terry True – absent
- **Publicity** – Joi Grissom - nothing to report.

## Other Business

- **Name tags** - Ann Dowdy has handed out all the new members' name tags. Some people are having trouble making theirs. It was decided you can make your name tag any way you want; you do not need to stick with paper piecing as the pattern. Please start wearing your name tags to meetings.

We enjoyed a few show and tell items. Had a short break to enjoy snacks and refreshments before proceeding with the February program.

## February Program

Vonda Blando from Ponca City, talked about her quilted collage art. She will give a workshop in May.

**Next meeting – March 7<sup>th</sup> at 7:00pm**

Meeting adjourned.

*Submitted by Recording Secretary Donna Dickeson*

## A Bit of Modern Quilting

No new improv/modern quilting ideas for March. If you haven't had a chance to try out the ideas presented in January and February, please check those out in the applicable newsletter.

[Newsletters \(shawneespinningspoolsquiltguild.com\)](http://shawneespinningspoolsquiltguild.com)

January



February



### Treasurer’s Report Correction

As stated above, the **October Treasurer’s Report** printed in the newsletter had an error. Check 1874 and 1875 shows both checks written to Carolyn Castle for quilt camp for \$59.12. Check 1875 was written to Carolyn, check 1874 was written to Masonic Lodge for Quilt Camp rent. Error has been corrected changing Ending Balance amounts. Previously approved and updated Treasurer’s Reports are shown below.

Previously Approved		Updated February 1, 2024	
<b>September to October 2023</b>		<b>September to October 2023</b>	
September 20, 2023 Balance Forward	\$8,470.26	September 20, 2023 Balance Forward	\$8,470.26
<b>INCOME:</b>		<b>INCOME:</b>	
Membership Dues	\$960.00	Membership Dues	\$960.00
T-Shirts	\$225.00	T-Shirts	\$225.00
Quilt Camp	\$530.00	Quilt Camp	\$530.00
Garage Sale	\$28.00	Garage Sale	\$28.00
<b>EXPENSES:</b>		<b>EXPENSES:</b>	
1872 - Marilyn Burns, Benevolence (cards)	\$8.80	1872 - Marilyn Burns, Benevolence (cards)	\$8.80
1873 - College Signatures LLC, T-Shirts	\$477.42	1873 - College Signatures LLC, T-Shirts	\$477.42
1874 - Carolyn Castle, Quilt Camp	\$59.12		
<b>ENDING BALANCE (as of October 23, 2023)</b>	<b>\$9,667.92</b>	<b>ENDING BALANCE (as of October 23, 2023)</b>	<b>\$9,727.04</b>

<b>October to November 2023</b>		<b>October to November 2023</b>	
October 23, 2023 Balance Forward	\$9,667.92	October 23, 2023 Balance Forward	\$9,727.04
<b>INCOME:</b>		<b>INCOME:</b>	
T-Shirts	\$150.00	T-Shirts	\$150.00
Membership Dues	\$30.00	Membership Dues	\$30.00
Membership Dues	\$120.00	Membership Dues	\$120.00
<b>EXPENSES:</b>		<b>EXPENSES:</b>	
		1874 - Masonic Lodge, Quilt Camp Rent	\$300.00
1875 - Carolyn Castle, Quilt Camp	\$59.12	1875 - Carolyn Castle, Quilt Camp	\$59.12
1876 - Void	\$0.00	1876 - Void	\$0.00
1877 - Gretchen Gaskill, Office/Mtg Supplies	\$12.32	1877 - Gretchen Gaskill, Office/Mtg Supplies	\$12.32
1878 - Gretchen Gaskill, Website	\$19.99	1878 - Gretchen Gaskill, Website	\$19.99
1879 - City of Shawnee, Rent Nov & Dec	\$80.00	1879 - City of Shawnee, Rent Nov & Dec	\$80.00
<b>ENDING BALANCE (as of November 21, 2023)</b>	<b>\$9,796.49</b>	<b>ENDING BALANCE (as of November 21, 2023)</b>	<b>\$9,555.61</b>

<b>November to December 2023</b>		<b>November to December 2023</b>	
November 21, 2023 Balance Forward	\$9,796.49	November 21, 2023 Balance Forward	\$9,555.61
<b>INCOME:</b>		<b>INCOME:</b>	
T-Shirts	\$71.00	T-Shirts	\$71.00
Membership Dues	\$90.00	Membership Dues	\$90.00
<b>EXPENSES:</b>		<b>EXPENSES:</b>	
1880 - Gretchen Gaskill, Toner for Printer	\$22.25	1880 - Gretchen Gaskill, Toner for Printer	\$22.25
<b>ENDING BALANCE (as of December 26, 2023)</b>	<b>\$9,935.24</b>	<b>ENDING BALANCE (as of December 26, 2023)</b>	<b>\$9,694.36</b>

<b>December 2023 to January 2024</b>		<b>December 2023 to January 2024</b>	
December 26, 2023 Balance Forward	\$9,935.24	December 26, 2023 Balance Forward	\$9,694.36
<b>INCOME:</b>		<b>INCOME:</b>	
T-Shirts	\$17.00	T-Shirts	\$17.00
Membership Dues	\$120.00	Membership Dues	\$120.00
Garage Sale	\$10.00	Garage Sale	\$10.00
<b>EXPENSES:</b>		<b>EXPENSES:</b>	
1881 - Brigitte Winford, Scrapbook Pictures	\$33.73	1881 - Brigitte Winford, Scrapbook Pictures	\$33.73
1882 - Terry True, Library Card Pocket	\$25.68	1882 - Terry True, Library Card Pocket	\$25.68
1883 - Gretchen Gaskill, Host Gator (Website)	\$14.95	1883 - Gretchen Gaskill, Host Gator (Website)	\$14.95
1884 - City of Shawnee, Rent	\$120.00	1884 - City of Shawnee, Rent Jan, Feb, Mar	\$120.00
<b>ENDING BALANCE (as of January 22, 2024)</b>	<b>\$9,887.88</b>	<b>ENDING BALANCE (as of January 22, 2024)</b>	<b>\$9,647.00</b>

<b>January to February 2024</b>		<b>January to February 2024</b>	
January 22, 2024 Balance Forward		January 22, 2024 Balance Forward	\$9,647.00
<b>INCOME:</b>		<b>INCOME:</b>	
		T-Shirts	\$19.00
		Membership Dues	\$30.00
		Garage Sale	\$99.00
		Quilt Camp	\$490.00
		Newsletter Ad	\$100.00
<b>EXPENSES:</b>		<b>EXPENSES:</b>	
		1885 - Masonic Lodge, Quilt Camp	\$300.00
		1886 - Vonda Blando, Program - Collage Quilt	\$150.00
		<b>ENDING BALANCE (as of February 19, 2024)</b>	<b>\$9,935.00</b>

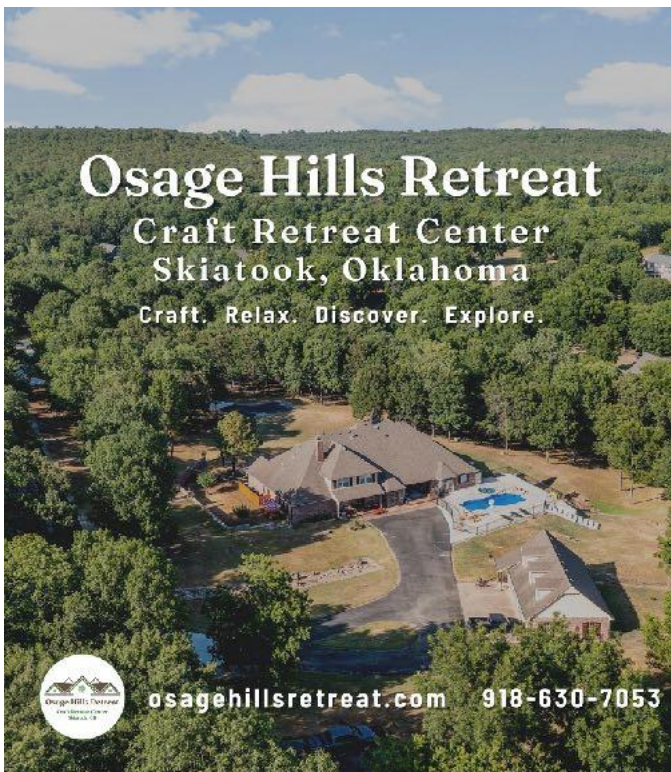
## Advertisers

Thanks to the following advertisers. Please take the time to visit them!




Quilts, Fabric, Gifts and more ...  
**ENID's Newest Quilt Shop**

809 Overland Trail      Thursday & Friday 10-5pm  
Enid, OK                      Saturday 10-3pm



**Osage Hills Retreat**  
Craft Retreat Center  
Skiatook, Oklahoma  
Craft. Relax. Discover. Explore.

 [osagehillsretreat.com](http://osagehillsretreat.com) 918-630-7053

To place an ad with us, contact:  
[webmaster@shawneespinningpoolsquiltguild.com](mailto:webmaster@shawneespinningpoolsquiltguild.com)

Advertising rate is \$60 for 6 months or \$100 for one year. The ad will appear in our newsletter and will be posted on our website.



## March 2024 Block of the Month – Road to Oklahoma



There are lots of blocks with State names and I went looking for Oklahoma. This block can be made with just a background and a single print or up to three prints. Color placement gives each block its own look. I have made two different versions. Make the one you like best. Version 1, with white background fabric, is the 12" block. Version 2, with black background fabric, is four 6" blocks that are sewn together to make a 12" block and shows the secondary pattern star in the center.

Cutting per 6" block

Print fabric, cut:

6 squares – 2" x 2" **A & D**

2 squares – 2 1/2" x 2 1/2" **E**

Black fabric, cut:

6 squares – 2" x 2" **B & C**

2 squares – 2 1/2" x 2 1/2" **E**

Cutting 12" block

Print fabric, cut:

6 squares – 3 1/2" x 3 1/2" **A & D**

2 squares – 4" x 4" **E**

White fabric, cut:

6 squares – 3 1/2" x 3 1/2" **B & C**

2 squares – 4" x 4" **E**

1. Mark a diagonal on the wrong side of the 2 larger white squares, pair with an equal sized square in print and sew 1/4" away from both sides the marked line.

2. Cut on the diagonal line, press the seam allowances in one direction, and trim to equal the size of the remaining squares, 2" or 3 1/2" respectively.

3. Layout the pieces in the block formation. Sew the squares together to form rows, press the seam allowances in opposite directions.

4. Sew the rows together to complete the block. Press the seam allowances in one direction.



More detailed instructions can be found here: <https://www.amyscreativeside.com/2013/01/17/my-favorite-block-quilt-along/>