

Spinning Spools Quilt Guild

April 2024 Newsletter

www.ShawneeSpinningSpoolsQuiltGuild.com

P O Box 3893, Shawnee OK 74802

Officers and Board Members

President

Gretchen Gaskill

Vice President (Programs)

Gina Ames

Vice President Elect

Tammy Houk

Recording Secretary

Donna Dickeson

Corresponding Secretary

Brigitte Winford

Treasurer

Pam Cook

Past President

Marilyn Johnson

Board Members at Large

Heather Curtis (9/24)

Linda Lee (9/24)

Laurie Myers (9/25)

Vicky Stidham (9/25)

Committee Chairs

Baby Quilts

Harriet Howard

Benevolence

Regena Morton

Charity Quilts

Lisa Hefner

Historian

Darline Pendley

Hospitality

Evelyn Pipkin

Librarian

Terry True

Publicity

Joi Grissom

Website

Gretchen Gaskill


From Your President

Hi everybody,

Well, spring is officially here. My garden is tilled, but I'm making myself wait a little longer to put out my plants in case there is another cold snap coming.

We had a fun Mystery Quilt workshop last month. There were 8 attendees, and they all chose very different fabrics. It will be fun to see their (hopefully) finished quilt tops at the May meeting. At this month's meeting, I'm looking forward to seeing all the Crayola Challenge projects. This guild has so many creative members, so it's always fun to see all the different ideas.

Hope to see all of you at the April 4 meeting.

Happy quilting, Gretchen 

The next general meeting of the Shawnee Spinning Spools Quilt Guild will be held **April 4, 2024, 7:00 pm** at the Shawnee Senior Center.

Make a Quilt, Donate a Quilt!

As you know, the guild is a nonprofit organization. Our bylaws list several purposes of the guild. One of our purposes is:

To promote, provide or contribute to community programs on the basis of charitable principles.

Our Baby and Charity Quilt Committee Chairs actively seek individuals in need and organizations dedicated to helping those in need. Unfortunately, there are a lot of people who need help. Currently the guild is in desperate need of baby and kid sized quilts for babies and kids to age 18 – so 36" square quilts up to twin size would be most welcome.

Please consider making and donating a quilt to the guild to help these folks out. If you are in need of supplies, the guild has plenty of batting and fabric on hand. We hope to hand out some kits soon as well.

April Birthdays

Heather Curtis – April 8
 Carolyn Castle – April 21
 Alli Stidham – April 24
 Devon Castle – April 30

Mark Your Calendars

April 4	April Guild Meeting	7pm
April 19, 20, 21	Quilt Camp	8am-10pm
May 2	May Guild Meeting	7pm
May 18	Vonda Blando Workshop	10am-4pm
June 6	June Guild Meeting	7pm
June 15	Children's Quilt Workday	9am-3pm
July 11	July Guild Meeting	7pm

From Your Program Chairman

In January we issued the Crayon Challenge. Members randomly pulled two crayons from a bag. The challenge is to use the colors pulled to create a project of any size. Background and an additional color may be added, if desired. The crayon colors need to make up most of the project, 50% or more.

At our April 4th meeting we will have a special show and tell for these completed projects. Please bring your project and your crayons. It will be exciting to see the imagination our members have put into their Crayon Challenge projects. There will be participation awards and prizes for Best Overall and Most Difficult Color Combo. I can't wait to see all the amazing ways people have used their two colors!

We will also be talking about all things Scraps. How small is too small? Do you cut them into uniform sizes? What sizes? Do you toss or donate them at the end of each project? How do you organize & store them? What projects do you make using them? Do they languish in your closets & cupboards? Are you overrun with scraps? We're going to come up with a plan to use them!

In May we'll have another guest speaker, Kent Sechrest of Kent's Sewing Machine Repair. In June we are going to consider our UFO's (unfinished objects) and make plans for getting them done or moving on.

Upcoming Workshops

We are delighted to have Vonda Blando returning to teach us the Laura Heine method of Collage. We will be making the sewing machine from Teeny Tiny Collage Pattern Group #5 which features 3 designs. Pincushion, Dress Form and Sewing Machine designs are full sized in the pattern and each finish at 16 x 20. General collage directions and color photos with step-by-step instruction are included in the pattern.

This class is open to guild members and friends. We do need to pre-register and pay for this class. Contact Gina Ames or sign up no later than the May 2nd guild meeting. Class is \$40, pattern is \$25 and should be purchased from Vonda. A supply list has been posted on Facebook and printed copies will be available at guild meetings.

June 15th Free Children's Quilt Workday. This is a totally free workday. The object is to set aside some time to make Children's donation quilts. We will be kitting up some of the guild's abundant fabric stash to make charm pack quilts. You can bring your own fabric or sew up a kit or two. This is a super quick pattern that makes a 41" x 50" quilt. Fabric requirements: 40 5" squares and 1 1/4 yards background fabric.

August 17th Finishing Workday. This is another free workday where we finish our Children's Quilts, quilt and bind them. There will be demos of how to use your domestic sewing machine to quilt a quilt top. This should be a fun day dedicated to finishing several donation quilts.

April 2024

Crayon Challenge Reveal
Use Those Scraps Discussion
2024 Block of the Month
Quilt Camp

May 2024

2024 Block of the Month
Sewing Machine Repair Program
Vonda Blando Workshop

June 2024

2024 Block of the Month
UFO Discussion
Free Baby Quilt Workday

July 2024


2024 Block of the Month
Quilt Camp

August 2024

2024 Block of the Month
Baby Quilt Finishing Workday

March Birthdays and Show & Tell

Photos posted on the website [2024 Photos \(January - June\) \(shawneespinningspoolsquiltguild.com\)](http://shawneespinningspoolsquiltguild.com)





Minutes from General Meeting on March 7, 2024

President Gretchen Gaskill welcomed everyone to the meeting. There were 31 members and 2 visitors. Welcome Vicki Bozycki and Barb Williams from the Norman Quilt Guild.

Minutes from the last meeting accepted as printed in the newsletter with no corrections or additions. Motion to accept by Lisa Hefner, Seconded by Kate Fowler. – Passed

Treasurer's Report accepted as printed in the newsletter with no corrections or additions. Motion to accept by Karen Spears, Seconded by Marilyn Johnson. – Passed

Recognitions of March birthdays: Janet Coggins, Regena Morton, Laura Palmer, Sharon McGinnis, Joi Grissom. All present.

Old/Unfinished Business

- **T-shirts** In future when guild t-shirts are ordered payment will be required at the time of ordering.
 - Pam Cook mentioned the Shawnee Library now has an embroidery machine and machine to do t-shirts. We will need to design a logo; you can purchase your own shirts and they will print the logo on the shirts for us.
- **A thank-you letter** was received from Hope Pregnancy Center for baby blankets that have been donated.
- **Maker Mat Workshop**-Gina Ames was the instructor, there were 2 attendees. Thanks, Gina, for donating your time for this workshop.

New Business

- **Norman Area Quilt Guild**- Vicki Bozycki & Barb Williams announced their guild will hold a Quilt Show April 26th & 27th in Norman. They also sold raffle tickets for a beautiful quilt for their fundraiser.
 - **Mystery Quilt Workshop** – March 9th and 16th, 6 attendees signed up so far. If anyone else is interested, please let Gretchen know there is still time and space.
 - Gretchen asked why more people are not signing up to attend workshops. Is it cost, just not interested, do not want to spend two whole Saturdays, dates, or other reasons. The majority felt it was the dates scheduled. Some felt they did not want to commit to two Saturdays. Some felt they had too many quilts right now. Some said it was two workshops back-to-back.
 - **Crayola Challenge**- Bring your project to the April meeting. **Remember to bring the Crayolas you chose to compare the colors.**
 - **Quilt Camp**- Dates have been confirmed for April 19th-21st and the rest of the year. Still need host for the April camp. Please let Gretchen know if interested.
 - **Programs**-Gina told us about upcoming programs and workshops.
 - April- Scraps, what to do with them, how to use and store them.
 - May- Kent the sewing machine repair guy from Stillwater
 - June – Baby quilts, working with charm squares and UFOs.
- More details in Gina's section of the Newsletter

- Change to July General meeting from July 4th to July 11th.
- Board Meeting-March 19th at 5:30, Shawnee Senior Center, Craft Room 1

Committee Reports

- **Block of the Month** – Gina Ames, Two versions of Road to Oklahoma Block
- **Baby Quilts** -Harriet Howard, need more baby quilts now, twin or throw size. Six quilts were given to One Safe Place in January.
- **Benevolence**- Regena Morton – nothing to report.
- **Charity Quilts** – Lisa Hefner, nothing to report.
- **Historian**- Darline Pendley, nothing to report.
- **Hospitality**- Evelyn Pipkin, nothing to report.
- **Librarian**- Terry True, absent
- **Publication**- Joi Grissom, nothing to report.

2023 Block of the Month Show and Tell

Many beautiful quilts were shown and numbered for everyone to vote on their favorite. The winner, Heather Curtis, received a \$40 gift certificate to JoAnn Fabrics.

Other Topics

It was mentioned that Quetha Hale is interested in making potholders to support some of the wildfire victims in Texas. If anyone wants to help with this, contact Quetha to coordinate efforts. We enjoyed a few show and tell items.

March program

Gretchen passed out handouts on how to accurately measure and add borders to quilts. Gina gave an overview of the types of quilt settings and styles.

Next meeting- April 4th at 7:00pm

Meeting adjourned

Submitted by Recording Secretary Donna Dickeson

Treasurer's Report – February to March 2024

February 19, 2024 Balance Forward	\$ 9935.00
INCOME:	
Mystery Quilt	\$185.00
Saturday Program	\$74.00
EXPENSES:	
1887 – USPS, Post Office Box Rental	\$91.00
1888 -State Farm, Trailer Insurance	\$31.00
1889 - Gretchen Gaskill, Gift Certificate	\$40.00
ENDING BALANCE (as of March 24, 2024)	\$10,032.00

Advertisers

Thanks to the following advertisers. Please take the time to visit them!

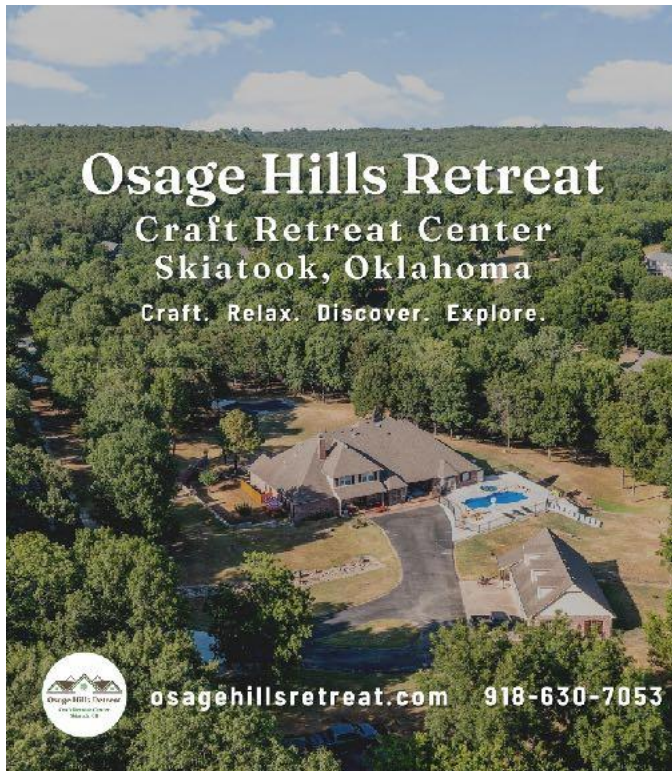


Quilts, Fabric, Gifts and more ...

ENID's Newest Quilt Shop

809 Overland Trail
Enid, OK

Thursday & Friday 10-5pm
Saturday 10-3pm



To place an ad with us, contact:

webmaster@shawneespinningspoolsquiltguild.com

Advertising rate is \$60 for 6 months or \$100 for one year. The ad will appear in our newsletter and will be posted on our website.

April 2024 Block of the Month – Friendship Star



Since we're friends here at the guild, I thought this was a great block choice. This is another block that has options. You can make your center different than your HSTs. You can use multiple colors for your star points. You can even make four of the 6" version and sew them into a 12" block. It's up to you!

Cutting instructions

For 12" Block

- A – One 4.5" square
- B – Two 5 1/8" squares
- C – Four 4.5" squares
- D – Two 5 1/8" squares

For 6" Blocks – Make Four

- A – One 2.5" square
- B – Two 3 1/8" squares
- C – Four 2.5" squares
- D – Two 3 1/8" squares



1. Mark a diagonal line on the wrong side of the D background squares. Place a D square and a B square right sides together. Sew a 1/4" seam on each side of the marked line.
2. Cut on the marked line. Open up the pieces and press toward the darker fabric. Repeat for remaining B and D squares for a total of four half square triangles.
3. Trim half square triangles. For 6" block, trim squares to 2.5". For 12" block, trim squares to 4.5". This step is important for your block to be the correct size when finished.
4. Assemble the quilt block in rows as shown. Sew rows together into block. Press row seams open.

5. If making four 6" blocks, sew together into 12" block.

More detailed instructions can be found here: <https://flamingotoes.com/friendship-star-quilt-block-tutorial/>

A Bit of Modern Quilting

This month's improv quilting is a very relaxed approach to a 'log cabin' style quilt block.

Start with a 2-3" rough cut wonky square, then lay random sized strips around the center – on two sides – roughly to the desired size of the finished block.



Continue by stitching a strip to the top and right side, pressing and trimming as necessary.



Stitch one strip to the top of the square and press. Then stitch another strip to the right side of the square. After pressing, trim edges 'straight' while maintaining some wonkiness in your block.



After adding a few strips to two sides, this block can be trimmed to 6.5" -OR- more strips could be added to make a larger block.

