

# Spinning Spools Quilt Guild

## May 2024 Newsletter

[www.ShawneeSpinningSpoolsQuiltGuild.com](http://www.ShawneeSpinningSpoolsQuiltGuild.com)

P O Box 3893, Shawnee OK 74802

### Officers and Board Members

#### President

Gretchen Gaskill

#### Vice President (Programs)

Gina Ames

#### Vice President Elect

Tammy Houk

#### Recording Secretary

Donna Dickeson

#### Corresponding Secretary

Brigitte Winford

#### Treasurer

Pam Cook

#### Past President

Marilyn Johnson

#### Board Members at Large

Heather Curtis (9/24)

Linda Lee (9/24)

Laurie Myers (9/25)

Vicky Stidham (9/25)

### Committee Chairs

#### Baby Quilts

Harriet Howard

#### Benevolence

Regena Morton

#### Charity Quilts

Lisa Hefner

#### Historian

Darline Pendley

#### Hospitality

Evelyn Pipkin

#### Librarian

Terry True

#### Publicity

Joi Grissom

#### Website

Gretchen Gaskill

### From Your President

Hi everybody,

I'm writing this letter after three fun days at Quilt Camp. It was nice to be able to spend three days sewing and visiting without getting distracted by laundry or other household chores. It's also inspiring to see what some of our talented members are working on. If you don't usually come to camp, consider joining us in July. It'll be worth your time!

SSQG has a lot of things happening. We have Kent Sechrest speaking at this month's meeting, and we are starting to actively work on plans for the 2025 Quilt Show. There are also lots of upcoming workshops and charity workdays. Keep watching so you don't miss anything!

Happy quilting, Gretchen ✨

The next general meeting of the Shawnee Spinning Spools Quilt Guild will be held **May 2, 2024, 7:00 pm** at the Shawnee Senior Center.

### Mystery Quilt Top Reveal Delayed Until June

At the request of a few participants, the Mystery Quilt reveal originally scheduled for the May meeting has been delayed until the June meeting.

### 2025 Quilt Show Confirmed!

Our next quilt show will be held August 8-9, 2025, at the Geiger Center on the Oklahoma Baptist University campus. The committee has a lot of decisions to make and will be sharing information as it comes available. We plan to make a quilt for raffle and will be giving everyone an opportunity to make a block.

In the meantime, we ask that all members think about which quilts you would like to enter in the quilt show. You will have the option of entering quilts for judging or for display only.

If you would like to be involved in the planning of the quilt show, please get with Gina Ames.

## May Birthdays

Wanzalle Beck – May 9  
 Donna Hurley – May 11  
 Reita Barnes – May 12  
 Gretchen Gaskill – May 31  
 Pamela Fredman – May 31  
 Carrie Moreland – May 31

## Mark Your Calendars

May 2	May Guild Meeting	7pm
May 18	Vonda Blando Workshop	10am-4pm
May 21	Board Meeting	5:30pm
June 6	June Guild Meeting	7pm
June 15	Children's Quilt Workday	9am-3pm
July 11	July Guild Meeting	7pm

## From Your Program Chairman

I was thoroughly impressed with the amount of participation in the Crayon Challenge! April's show & tell was so much fun for me! If you missed it, be sure to look at the photos from last month's meeting. We have a creative and generous group of people in our guild.

In May we are fortunate to have guest speaker, Kent Sechrest of Kent's Sewing Machine Repair, coming to talk to us about things he's learned in his many years repairing sewing machines. Kent is an interesting person and I think we are going to enjoy hearing his stories and learn a thing or two from his insights.

In June we are going to consider our UFO's (unfinished objects) and make some plans for getting them done or moving on. Our July meeting will be held on the second Thursday, due to Independence Day. July is typically when new Christmas fabrics are out in the stores and there's plenty of time left to make a quilt to use over the holidays. Bring your favorite Christmas Quilt & Christmas Snack to share. We can talk about plans for our Holiday quilt making this year.

## Upcoming Workshops to be held at Pottawatomie County Museum

May 18<sup>th</sup> 10am – 4pm - We are delighted to have Vonda Blando returning to teach us the Laura Heine method of Collage. We will be making the sewing machine from Teeny Tiny Collage Pattern Group #5 which features 3 designs. Pincushion, Dress Form and Sewing Machine designs are full sized in the pattern and each finish at 16 x 20. General collage directions and color photos with step-by-step instruction are included in the pattern.

This class is open to guild members and friends. We do need to pre-register and pay for this class. Contact Gina Ames or sign up no later than the May 2nd guild meeting. Class is \$40, pattern is \$25 and should be purchased from Vonda. A supply list has been posted on Facebook and printed copies will be available at guild meetings. We will be having a potluck lunch.

June 15<sup>th</sup> 9am – 3pm – Free Children's Quilt Workday. This is a totally free workday. The object is to set aside some time to make Children's donation quilts. We will be kitting up some of the guild's abundant fabric stash to make charm pack quilts. You can bring your own fabric or sew up a kit or two. This is a super quick pattern that makes a 41" x 50" quilt. Fabric requirements: 40 - 5" squares and 1 1/4 yards background fabric. We will be having a potluck lunch.

August 17<sup>th</sup> 9am – 3pm – Finishing Workday. This is another free workday where we finish our Children's Quilts, quilt and bind them. There will be demos of how to use your domestic sewing machine to quilt a quilt top. This should be a fun day dedicated to finishing several donation quilts. We will be having a potluck lunch.

## From Your Program Chairman Continued

September 21st 9am – 3pm – Free “Jelly Roll Race” Workday. There are many variations of Jelly Roll Race Quilts. Bring a Jelly Roll or 42 - 2 1/2” strips and a bit of coordinating fabric along with your sewing supplies. There will be at least three pattern options available for this workday. These make great donation quilts. Plan to attend and enjoy a fun day of quilting together. We will be having a potluck lunch.

### May 2024

2024 Block of the Month  
Sewing Machine Repair Program  
Vonda Blando Workshop

### June 2024

2024 Block of the Month  
UFO Discussion  
Free Baby Quilt Workday  
Mystery Quilt Reveal

### July 2024

2024 Block of the Month  
Quilt Camp

### August 2024

2024 Block of the Month  
Baby Quilt Finishing Workday

### September 2024

2024 Block of the Month  
Jelly Roll Race Workday

## A Bit of Modern Scrappy Quilting – Part 1

Gina’s program on storing and using scraps was great and gave us a lot of ideas. One example was sewing small scraps to adding machine tape. These strips can be made in a variety of lengths and then sewn into a quilt. Just remember to set your stitch length shorter than usual so it perforates the paper to make it easier to tear and remove the paper.



Instead of adding machine paper, you can use a 2” wide roll of Stitch Witchery.











### Adding Machine Tape vs Stitch Witchery

Pros – Don’t have to remove Stitch Witchery  
Don’t have to adjust stitch length

Cons - Can’t press as you add scraps  
More expensive than adding machine tape

## April Birthdays and Show & Tell

Photos posted on the website [2024 Photos \(January - June\) \(shawneespinningspoolsquiltguild.com\)](https://shawneespinningspoolsquiltguild.com)

 <p>April Birthdays</p>	 <p>Ann Cosgrove 2023 Block of the Month Quilt</p>	 <p>Heather Curtis Maker Mat</p>	 <p>Billie Corgan Scrappy Quilt</p>
<p>The guild needs more baby and youth quilts. Please consider donating a quilt as small as 36" square up to twin size.</p>			<p>Harriet Howard is our Baby Quilt person.</p>
	<p>←</p> <p>Laura Palmer Show and Tell</p>	<p>Ann Cosgrove Show and Tell</p> <p>→</p>	
<p>Participants in the Crayon Challenge brought their projects to the April meeting. Pictures of all participants' projects are posted on our website.</p>		<p>Cindy Cornelison won the prize for most difficult color challenge.</p> <p>←</p> <p>→</p> <p>Harriet Howard won the prize for best use of color.</p>	

## Minutes from General Meeting on April 4, 2024

Meeting called to order by President Gretchen Gaskill. There were 35 members present and 2 guests. Welcome guests from the Edmond Quilt Guild, Betty Ensz and Glynda Webster.

**Minutes from the last meeting** accepted as printed in the newsletter with no corrections or additions. Motion to accept by Marilyn Burns, seconded by Tribby Hardway - Passed

**Treasurer's Report** accepted as printed in the newsletter with no corrections or additions. Motion to accept by Laurie Meyer, seconded by Carolyn Castle – Passed

**April birthday recognition:** Heather Curtis, Carolyn Castle, Alli Stidham present, Devon Castle, absent.

### Old/Unfinished Business

- Mystery Quilt Workshop had 8 attendees. Everyone had fun, lots of different fabric choices, photos are on the website. Attendees will bring finished tops to the May meeting to show.
- Guild still in need of child and youth quilts for charities. Sizes twin size or less for child younger than 18. If you have anything stored at home and wish to donate, please contact Harriet.

### New Business

- Edmond Quilt Guild here with their beautiful raffle quilt and selling raffle tickets. Their quilt show is July 26-27 at Gaylord University Center Oklahoma Christian University 2501 E Memorial Road, Edmond.
- Quilt Camp is April 19-21. Hosts will be Marilyn Johnson and Kate Fowler.
- SSOQ 2025 Quilt Show dates, August 8-9 at Geiger Center OBU, cost for space is \$1200 which covers the room, all tables, and chairs, help with setup and AV support. A page will be added to the website with information as we progress with plans. Anyone interested in being on the committee contact Gina. Vendor fees are still being worked out; this information will be forthcoming.
- **Upcoming Workshops**
  - May 18 - Vonda Blando, Collage Quilt Workshop, must sign up and pre-pay no later than May 2 meeting. Workshop held at Pottawatomie Museum 9am – 3pm.
  - June 15 - Children's Quilt Workshop – Free, bring your machine, guild will provide fabric and patterns, or you can bring your own. Workshop held at Pottawatomie Museum, 9am – 3pm, lunch will be potluck.
  - August 17 – Workshop to finish children's quilts – Free, bring your machine, we will learn how to quilt the quilts on domestic machine. Workshop held at Pottawatomie Museum 9am – 3pm. Potluck lunch.
- **Programs:** Gina Ames, future programs, and workshops.
  - September 21<sup>st</sup> Jelly roll race quilt, bring jelly roll, time 9-3 at Pottawatomie Museum. Watch for details in her section of the newsletter for all the months ahead programs and workshops.
- **Board meeting-** Next board meeting will be Saturday April 20<sup>th</sup> at 10am at Quilt Camp.

### Committee Reports:

- **Block of the Month-** Gina Ames, demonstration of finished block- Friendship Star. The pattern was in the newsletter.

- **Charity Quilts-** Lisa Hefner, absent
- **Benevolence –** Regena Morton, sending out cards.
- **Baby Quilts-** Harriet Howard, 3 baby quilts donated this month. Still need more quilts for children to youth size.
- **Historian-** Darline Pendley – nothing to report.
- **Hospitality-** Evelyn Pipkin- nothing to report.
- **Librarian-** Terry True, had a couple more books donated.
- **Publicity-** Joi Grissom, absent.

### **Crayon Challenge** show and tell.

Lots of beautiful designs, very colorful quilts, pillow, and potholders. Cindy Cornelison won for most difficult color challenge, she received a gift certificate to have a quilt professionally quilted by Gina Ames. Harriet Howard won overall best use of color.

### **Show and Tell**

**March Program:** Gina Ames- Scraps and how to use and store.

**Next meeting- May 2, 2024, at 7:00pm**

**Adjourned**

*Submitted by Recording Secretary Donna Dickeson*

#### **Treasurer's Report – March to April 2024**

March 24, 2024 Balance Forward	\$ 10,032.00
<b>INCOME:</b>	
Quilt Camp	\$490.00
<b>EXPENSES:</b>	
1890 – Masonic Lodge, Quilt Camp	\$300.00
1891 – Marilyn Johnson, Quilt Camp	\$26.38
<b>ENDING BALANCE (as of April 21, 2024)</b>	<b>\$10,195.62</b>

## Advertisers

Thanks to the following advertisers. Please take the time to visit them!



Quilts, Fabric, Gifts and more ...

**ENID's Newest Quilt Shop**

809 Overland Trail  
Enid, OK

Thursday & Friday 10-5pm  
Saturday 10-3pm



To place an ad with us, contact:

[webmaster@shawneespinningpoolsquiltguild.com](mailto:webmaster@shawneespinningpoolsquiltguild.com)

Advertising rate is \$60 for 6 months or \$100 for one year. The ad will appear in our newsletter and will be posted on our website.

## May 2024 Block of the Month – Vinca

I was thinking about the saying “April Showers bring May flowers” so I chose a flower block for May.



### Cutting Instructions

#### Background Fabric

Cut One 3" x WOF strip, sub-cut into

One 2" x 13" rectangle – A

One 3" x 9" rectangle – B

Eight 2 1/2" squares – C

#### Print Fabrics

One 2" x 9" strip – E

One 3" x 13" strip – F

One 2 1/2" x 20" strip – G

One 2 1/2" x 20" strip – H

One 4 1/2" square – I

### Assembly Instructions

#### 1. Make Corner Units

With RST, sew a 2" background A strip to a 3" F strip. Press to the dark side.

Cut A/F strip-set into four 3" segments.

With RST, sew a 3" background B strip to a 2" E strip. Press to the dark side.

Cut B/E strip-set into Four 2" segments.

Place the 2" and 3" segments RST, nest the seams, pin and stitch.

Press seam to either side or spin the seam.

Make 4. Corner unit should measure 4 1/2" square.

#### 2. Make Petal Units

With RST, sew a 2 1/2" G strip to a 2 1/2" H strip.

Press seam open.

Cut G/H strip-set into Four 4 1/2" segments.

Draw a diagonal line on the wrong side of each 2 1/2" background C square.

Place a marked 2 1/2" C square RST onto the corner of the 4 1/2" G/H segment and stitch on the diagonal line.

Trim seam allowance and press out to the corner.

Repeat on the adjacent corner.

Make 4. Petal unit should measure 4 1/2" square.

### 3. Assemble Block

Arrange 4 1/2" print I square, Corner Units and Petal Units as shown. Sew together into rows and press seams, alternating directions of each row. Sew rows together, matching seams. Press seam in either direction.

Detailed instructions can be found here: <https://thecraftyquilter.com/2022/08/free-tutorial-for-the-vinca-quilt-block/>



## A Bit of Modern Scrappy Quilting – Part 2

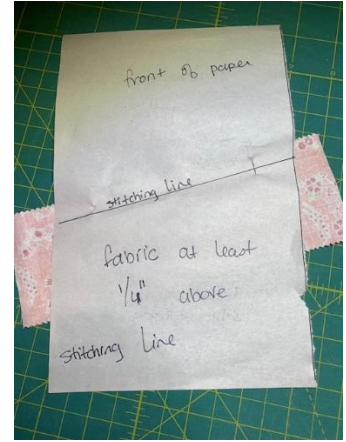
Gina gave everyone a sheet of paper for foundation paper piecing with strips. Cut/tear the piece in half. Gather strips. (I was lazy and used a jelly roll.)



Place two strips of fabric right sides together on the BACK side of the paper.



Ensure the strips are at least  $\frac{1}{4}$ " above the stitching line by viewing from the front of the paper.



Set stitch length shorter than usual. After stitching, fold open and press.



As you work your way up/down the paper, offset the strips a bit to ensure they cover the paper completely when folded open.



Once all strips are sewn, trim.

