

Spinning Spools Quilt Guild

June 2024 Newsletter

www.ShawneeSpinningSpoolsQuiltGuild.com

P O Box 3893, Shawnee OK 74802

Officers and Board Members

President

Gretchen Gaskill

Vice President (Programs)

Gina Ames

Vice President Elect

Tammy Houk

Recording Secretary

Donna Dickeson

Corresponding Secretary

Brigitte Winford

Treasurer

Pam Cook

Past President

Marilyn Johnson

Board Members at Large

Heather Curtis (9/24)

Linda Lee (9/24)

Laurie Myers (9/25)

Vicky Stidham (9/25)

Committee Chairs

Baby Quilts

Harriet Howard

Benevolence

Regena Morton

Charity Quilts

Lisa Hefner

Historian

Darline Pendley

Hospitality

Evelyn Pipkin

Librarian

Terry True

Publicity

Joi Grissom

Website

Gretchen Gaskill

From Your President

Hi everybody,

As I write this letter, I am getting ready to head to Kansas to decorate family graves for Memorial Day, or "Decoration Day" as my husband's family always calls it. This is the beginning of several patriotic holidays, and this time of the year always gets me thinking about the great country we live in and those who helped make our country what it is.

If you have veterans in your life, please remember to thank them for everything they have done. I also want to thank all of you for everything you do for your community. Many of you are tireless in volunteering at your church, making quilts for those in need, and helping others in many other ways. Your efforts are appreciated, even if we sometimes forget to tell you so.

Enjoy the beginning of summer, and I hope to see you at the guild meeting on June 6.

Happy quilting, Gretchen ✨

The next general meeting of the Shawnee Spinning Spools Quilt Guild will be held **June 6, 2024, 7:00 pm** at the Shawnee Senior Center.

Mystery Quilt Reveal

For those of you who participated in the Mystery Quilt workshop earlier this year, please bring your top or finished quilt for everyone to see.

Quilt Show Update

We need to get an idea of how many quilts will be entered in our upcoming quilt show August 8-9, 2025. Gretchen sent an email to all members asking how many quilts you think you might enter in the show – either for judging or for display only. Please think about the quilts you've finished since our last quilt show and quilts you are working on now that you might want to display. Please respond as soon as you can so planning can commence.

June Birthdays

Laurie Myers – June 2
 Susan Givens – June 2
 Melanie Jackson – June 6
 Wanda West – June 7
 Marilyn Burns – June 12
 Joyce Atlee – June 15
 Karen Spears – June 18
 Darline Pendley – June 21

Mark Your Calendars

June 6	June Guild Meeting	7pm
June 15	Children's Quilt Workday	9am-3pm
July 11	July Guild Meeting	7pm
July 26-28	Quilt Camp	8am-10pm
August 17	Children's Quilt Finish Workday	9am-3pm
September 21	Jelly Roll Race Workday	9am-3pm
October 25-27	Quilt Camp	8am-10pm

From Your Program Chairman

In June bring your Mystery Quilt for Show & Tell, I'm looking forward to seeing all those stars! We are going to discuss our "works in progress" and "unfinished objects". There are some great tips for dealing with WIP's & UFO's. Hopefully we will walk away inspired to get some of our projects moved into the completed category.

Our July meeting will be held on July 11th, due to Independence Day. July is typically when new Christmas fabrics are out in the stores and there's still plenty of time to make a quilt to gift or display during the holidays. Bring your favorite Christmas Quilt & Christmas Snack to share. We will talk about plans for our Holiday quilt making this year.

The August meeting falls on the 1st of the month. We will be having a Scrap Quilt Show & Tell. Bring in those scrappy quilts so we can all see new ways to use our scraps. As we will be having a workday in August especially for finishing quilts, at our meeting, we will have some demonstrations of finishing techniques.

September's meeting will include a Baby & Children's Quilt Show & Tell along with some I Spy Quilt blocks being demonstrated.

October Potholders & Potluck

November Patriotic Show & Tell

December Christmas Blocks, FQ Exchange & Potluck

Upcoming Workshops to be held at Pottawatomie County Museum

June 15th 9am – 3pm – Free Children's Quilt Workday. This is a totally free workday. The object is to set aside some time to make Children's donation quilts. We will be kitting up some of the guild's abundant fabric stash to make charm pack quilts. You can bring your own fabric or sew up a kit or two. This is a super quick pattern that makes a 41" x 50" quilt. Fabric requirements: 38 - 5" squares and 8 WOF 5" strips background fabric. We will be having a potluck lunch.


August 17th 9am – 3pm – Finishing Workday. This is another free workday where we finish our Children's Quilts, quilt and bind them. There will be demos of how to use your domestic sewing machine to quilt a quilt top. This should be a fun day dedicated to finishing several donation quilts. We will be having a potluck lunch.

From Your Program Chairman Continued

September 21st 9am – 3pm – Free “Jelly Roll Race” Workday. There are many variations of Jelly Roll Race Quilts. Bring a Jelly Roll or 42 - 2 1/2” strips and a bit of coordinating fabric along with your sewing supplies. There will be at least three pattern options available for this workday. These make great donation quilts. Plan to attend and enjoy a fun day of quilting together. We will be having a potluck lunch.

May Birthdays and Show & Tell

Photos posted on the website [2024 Photos \(January - June\) \(shawneespinningspoolsquiltguild.com\)](http://2024_Photos_(January_-_June)_shawneespinningspoolsquiltguild.com)




Show & Tell Continued



Cindy
Cornelison



Marilyn
Johnson



Cheryl
Perrault



Gina Ames



Raffle
Winner

Minutes from General Meeting on May 2, 2024

Meeting called to order by President Gretchen Gaskill. There were 26 members present and 2 guests. Welcome guests Kent Sechrest and Stephanie Hutchens.

Minutes for the last meeting no comments or corrections.

Motion to accept as printed in the newsletter by Gina Ames, seconded by Kate Fowler- Passed

Treasurer's Report no comments or corrections.

Motions to accept as printed in the newsletter by Laurie Myers, seconded by Marilyn Johnson – Passed

May birthday recognition: Wanzalle Beck & Gretchen Gaskill, present.

Donna Hurley, Reita Barnes, Pamela Fredman, Carrie Moreland, absent

Old/Unfinished Business

- April Quilt Camp had a good attendance, lots of fun and good food, pictures can be found on the website.
- 2025 Quilt Show scheduled for August 8-9, 2025; planning is continuing. The Show Committee consists of Gina Ames, Brigitte Winford, Pam Cook, Heather Curtis, and Gretchen Gaskill. Anyone else wishing to help with planning contact Gina or Gretchen.

Minutes from General Meeting on May 2, 2024 Continued

- Watch for email from Gina regarding if you are planning to enter a quilt or quilts in the show. A preliminary count will assist in planning.
- Gretchen has added a 2025 Quilt Show section on the website, be sure and watch that section for the latest details.
- **Upcoming workshops**
 - May 18 Vonda Blando's Collage Quilt Workshop
 - June 15th Children's Quilt Workshop- free no fee workshop.
 - August 17th Workshop to finish children's quilts- free no fee workshop.
 - Sept. 21st Jelly Roll Race Workshop- free no fee workshop.

New Business

- **Programs-** Future programs and workshops - Gina
June will be presentation of Mystery Quilt show and tell. Watch the newsletter for all the upcoming workshops and details.
- **Savage Quilter** is doing away with their green reward card program, last day to use will be May 31. You will be allowed to combine cards.
- **McCloud Museum** is planning a quilt show in November of this year. More details will be given when available.
- **Board Meeting** Tuesday May 21 at 5:30 at the Senior Center.

Committee Reports

- **Block of the Month** – Gina Ames, May block was printed in the newsletter.
- **Baby Quilts** -Harriet Howard, Harriet was absent, Ann Cosgrove reports 14 quilts were delivered to One Safe Place. They still need more youth and twin-size quilts.
- **Benevolence-** Regena Morton- absent
- **Charity Quilts** – Lisa Hefner, she took a quilt to a family whose home is finally completed after tornado damage last year. She has quilts to be donated to "Safe" as well.
- **Historian-**Darline Pendley- nothing to report.
- **Hospitality** – Evelyn Pipkin- nothing to report.
- **Librarian-** Terry True- absent
- **Publicity-** Joi Grissom- absent

Show and Tell

Lot of Quilts were shown, photos will be on the Facebook page.

May Program

Kent Sechrest of Kent's Sewing Machine Repair

Next meeting- June 6, 7:00pm Senior Center

Adjourned

Submitted by Recording Secretary Donna Dickeson

Advertisers

Thanks to the following advertisers. Please take the time to visit them!

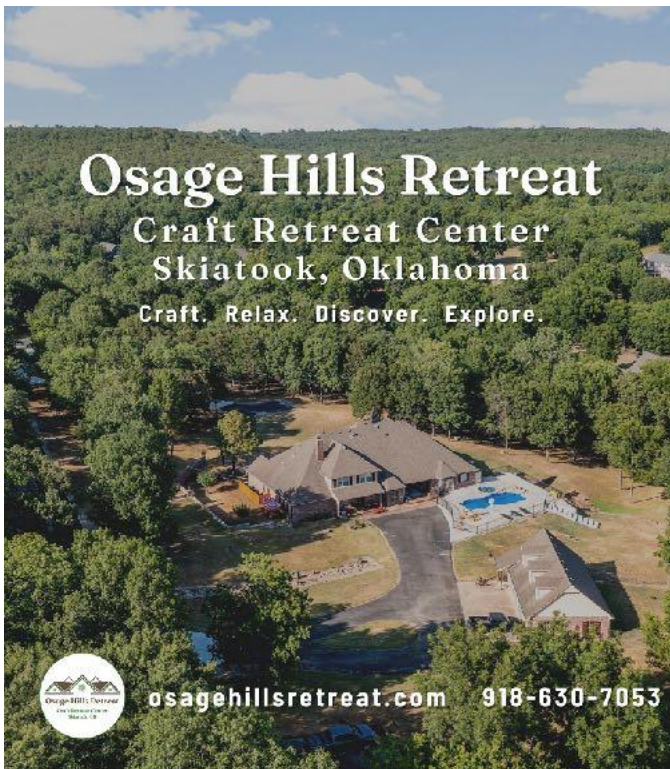


Quilts, Fabric, Gifts and more ...

ENID's Newest Quilt Shop

809 Overland Trail
Enid, OK

Thursday & Friday 10-5pm
Saturday 10-3pm




To place an ad with us, contact:

webmaster@shawneespinningpoolsquiltguild.com

Advertising rate is \$60 for 6 months or \$100 for one year. The ad will appear in our newsletter and will be posted on our website.

June 2024 Block of the Month – Rail Fence



This month's block is much simpler than last month's Vinca Block. A classic block, with easy strip piecing, the Rail Fence Block

Cutting Instructions

Cut One 2 ½ inch x 28-inch strip from each fabric, A, B, & C.

Assembly Instructions

Make Strip Set

With RST, sew fabrics **A** & **B** together along the long edge. Press. Add fabric **C** to **A/B**, sew RST along the long edge. Press. Unit should measure 6 ½" x 28".

Cut

Carefully cut strip set into four 6 ½" squares.

Assemble Block

Arrange squares as pictured above, sew together in pairs, RST. Press. Join pairs to make a Rail Fence Block. Press. Block should measure 12 ½" square.

More detailed instructions can be found here: <https://www.allpeoplequilt.com/quilt-patterns/quilt-blocks/rail-fence-quilt-block>

A Bit of Modern Quilting

One defining trait of modern quilting is the use of negative space. Negative space is open area(s) that provide a resting place for the eyes as well as an area for some extra special quilting.

To give it a try, use a few orphan blocks or one of those failed Block of the Month programs where you only completed a few blocks. We've all got them! Put a handful of blocks together using a non-grid alternative setting.

