



Spinning Spools Quilt Guild

April 2025 Newsletter

www.ShawneeSpinningSpoolsQuiltGuild.com

P O Box 3893, Shawnee OK 74802

Officers and Board Members

- President
Gretchen Gaskill
- Vice President (Programs)
Gina Ames
- Vice President Elect
Tammy Houk
- Recording Secretary
Carrie Moreland
- Corresponding Secretary
Brigitte Winford
- Treasurer
Pam Cook
- Past President
Marilyn Johnson
- Board Members at Large
Laurie Myers (9/25)
Vicky Stidham (9/25)
Heather Curtis (9/26)
Linda Lee (9/26)

Committee Chairs

- Charity Quilts
Lisa Hefner
Harriet Howard
- Benevolence
Linda Lee
- Historian
Darline Pendley
- Hospitality
Karen Spears
- Librarian
Jeri Albrecht
- Publicity/Website
Gretchen Gaskill

From Your President

Hi everybody,

I hope all our guild members and their families survived the big winds and the wildfires last week. If any of you lost property or otherwise need any help, please reach out to us.

We are halfway through our first workshop of the year, and I think the attendees enjoyed themselves. Most of the first day was spent cutting and putting together the sub-blocks, and almost everybody was able to assemble at least one of their big blocks.

I'm looking forward to hearing from our quilt show judge at the April meeting. As someone who has never entered a quilt in a show, I'm eager to find out what she will really be looking for.

I hope to see you all at the April meeting.

Happy quilting, Gretchen

The next general meeting and of the Shawnee Spinning Spools Quilt Guild will be held
April 3, 7:00 pm at the Shawnee Senior Center.

Quilt Show Update

Find current information on 2025 Quilt Show at the above link and on Page 4.



← Raffle Prize
– Complete Kit



→ T-shirt \$25



Thank you

Thank you to everyone who brought snacks to the March meeting.

April Birthdays	Mark Your Calendars		
Heather Curtis – April 8	April 3	April Guild Meeting	7pm
Carolyn Castle – April 21	May 1	May Guild Meeting	7pm
Alli Stidham – April 24	May 17	Scraps & Strings at Pott Museum	8am to 5pm
Devon Castle – April 30	June 5	June Guild Meeting	7pm
	June 20-22	Quilt Camp	8am to 10pm
	August 8	Quilt Show!! (Friday – Day 1)	9am to 6pm
	August 9	Quilt Show!! (Saturday – Day 2)	9am to 4pm
	October 17-19	Quilt Camp	8am to 10pm

Programs

We are excited to have Sherry Massey, certified Quilt Show Judge, coming to speak to us on April 3rd. This is a great opportunity to learn about the judging process that happens at Quilt Shows. Her insight will include tips for getting the best results in your own projects. This should be a fun evening, please consider inviting a guest to join us.

May's meeting falls on the first. Bring your Two-Color quilts for our Show & Tell. Our program will be a Scrap Exchange. To participate, fill a 1-gallon Ziplock bag with assorted fabric scraps. The colors and prints you provide in your bag can be anything. Scraps should be quilting cotton quality, no smaller than 2" x 4" and no larger than a fat quarter. Be sure to stuff the bag fully, in a neat fashion, and seal the bag. During the meeting we will mix up all the scraps and take turns re-filling our Ziplock bags.

June 5th we will have hands-on demonstrations of different applique methods. Bring your applique quilts for show & tell.

Camp

Even though we had to change the dates due to the weather, our February Quilt Camp was a good time. Quetha brought a delicious cake and graciously shared the recipe with us. Find it later in this newsletter on Page 9. Our next Quilt Camp will be June 20-22 at the Masonic Lodge. If you'd like to host the camp, please let us know.

Workshops

Our first workshop of the year at the Pottawatomie County Museum was a two Saturday class on 22nd & 29th of March. Gretchen has been teaching us to make the Missouri Puzzle quilt, a two-color quilt. There is a pattern and video available from Missouri Star Quilt Company. <https://www.youtube.com/watch?v=-6lkh-GkY38>

On May 17th Gina will facilitate a Scraps & Strings workshop. Bring your own fabrics or use some of the scraps languishing in the guild closet. We will make string blocks on foundations. Scrappy has multiple definitions. Often, we think of a free-for-all using any and every color, pattern & scale. Many vintage and antique quilts use this huge variety of prints. A "more is better" approach can be beautiful. Scrappy can also be controlled, limiting to just a few colors, or all floral prints, as an example. This style is more subtle but still uses scraps and is therefore scrappy. Additionally, Scrappy can be coordinated. You see this style when a quilter uses fabrics of different lines, collected over many years all by the same designer. It is one of the great things about quilting that there are many ways and styles to get to a finished quilt. Whichever style you prefer is absolutely fine for a string quilt.


March Birthdays




Happy
Birthday
to
You!!!!

March Show & Tell

Photos posted on the website [Home \(shawneespinningspoolsquiltguild.com\)](http://shawneespinningspoolsquiltguild.com) (Click Photo Gallery)



2024 Block of the Month



Quilt Show News

We are pleased to announce Legit Kits will be a sponsor at our 2025 Quilt Show! Legit Kits puts award winning, beautiful artistic quilts within reach of any quilter who can sew a straight line. Crystal clear, unparalleled patterns printed on the best foundation paper are free of Y seams and thoroughly tested by quilters ranging from beginner to expert. Larger than needed cuts of Kona Cotton accompany every full kit, allowing room for mistakes and leaving a colorful stash after completing your project.

They plan to have a large booth at the show where they will offer patterns & kits for sale. Additionally, they have donated a complete Sewphia Kit for us to give away as a door prize. Legit Kits can be found online here.

<https://legitkits.com/>



It's not too early to register your quilts for the show! While the deadline to register is July 10th, now is the time to fill out those forms for quilts you've already completed. All quilts being shown, judged or not judged need to be registered. You can find the form here.

https://shawneespinningspoolsquiltguild.com/images/files/2025quiltshow/Registration_Form_241130.pdf

Quilt Show T-Shirts will begin presale at the May 1st meeting! The shirts will be screen printed on Gildan Women's cotton/poly-blend V-neck shirts in Graphite Heather. Adult sizes ranging from Small to 3XL. Pricing will be \$25 and paid at the time you order. The deadline to order will be the June 5th Meeting.



Minutes from General Meeting on March 6, 2025

Meeting called to order by President Gretchen Gaskill with 27 members present and 2 visitors and 1 new member. Please welcome our new member, Linda Stewart. The 2 visitors were Aislin Branson, granddaughter of Marilyn Johnson, and Melanie Carter.

Minutes from the last meeting – no comments or corrections. Motion accepted as printed in the newsletter by Donna Dickeson, seconded by Lisa Hefner. Motion passed.

Treasurers Report – no comments or corrections. Motion accepted as printed in the newsletter by Judy Branson, seconded by Laurie Myers. Motion passed.

Recognition of March Birthdays: Sharon McGinnis, present. Janet Coggins, Regena Morton, Laura Palmer, Vicki Cramer and Joi Grissom all absent.

Old/Unfinished Business

- February Quilt Camp was a success. We had 21 attendees and made \$460.00 which is \$160.00 above what we paid for rent. Thanks to Lisa Hefner and Donna Dickeson for hosting.
- 2025 Quilt Show, August 8-9, 2025
 - Country Store – Karen Spears will organize our country store. She brought several ideas as examples of what we could make to donate such as bibs, tea wallets, scissor holders and potholders. Mug rugs were also suggested as well as small quilts or any other item you think would sell. Karen would like us to price our items to help coordinators have a place to start. Reach out to Karen if you need help finding patterns.
 - The Quilt Show committee met and have determined May is when they will start asking people to take advertising packets. We all need to pitch in and get the word out. They will divide up areas, so we don't overlap each other. The committee is still looking for vendors and/or sponsors for our event. Please let Gina or Gretchen know if you have any connections with vendors that might be interested
- Missouri Puzzle workshop will be held March 22 & 29th from 8AM to 5PM both days. We will do potluck lunch. There is no charge for members. The workshop will be held at the Pott. County Museum.

New Business

- April Program – Guest Speaker Sherry Massey, a certified Quilt Show Judge
- May Program
 - 1st Scrap Exchange – Details to come
 - Missouri Puzzle Quilt (from March workshop) Show & Tell
 - May 17th Workshop at Pott. Co. Museum – Scraps & Strings with Gina Ames. These will make wonderful donation quilts
- June Quilt Camp-June 20th -22nd at Mason's Lodge. Kent Sechrest will come and service up to 6 machines on Friday the 20th. We will need 6 people to sign up. The cost of service is roughly \$130.00 per machine. He estimates about an hour per customer.

Minutes from General Meeting on March 6, 2025 Continued

- SSQG Board is trying to better document how the guild runs, including the roles and responsibilities of the Board of Directors and the Officers. Each officer has been given a copy of their respective job descriptions and asked to review and update as needed.
- Committee Updates:
 - Benevolence – Linda Lee will be taking over from Regena Morton.
 - Reminder – our committees can (and sometimes should) be more than one person. We are going to be combining a few of our committees.
- Baby Quilts and Charity (Disaster) Quilts will be combined into one committee called “Charity Quilts”. Lisa Hefner will still be working disaster and other charity quilts, and Harriet Howard will still be working baby quilts. Heather Curtis will be joining Harriet for some of the baby quilt deliveries. Lisa will chair this committee.
- Publicity and Website will be combined into one committee, with Gretchen as the current chair.
- SSQG Code of Conduct – was reviewed and approved by the guild. Motion to accept was made by Pam Cook and seconded by Pam Fesler. Motion passed. This will become part of a future Membership Handbook or Policies Manual. [\(Available on Page 7.\)](#)
- March Board Meeting will be held Thursday March 20th at 5:30 PM in the Sr. Center Craft Room 1

Committee Reports

- Block of the Month – Carolyn Castle (absent) will show her block next month. The pattern is in the newsletter
- Benevolence – Linda Lee, nothing to report
- Charity Quilts – Lisa Hefner/ Harriet Howard, there are plenty of charity quilts on hand. No more needed currently.
- Historian – Darline Pendley, nothing to report
- Hospitality – Karen Spears, nothing to report
- Librarian – Jeri Albrecht, absent
- Publicity/Website – Gretchen Gaskill, nothing to report

2024 BOM Show & Tell. 5 quilts were shown.

Show & Tell – 4 quilts were shown

March program – Gina Ames did a presentation on the importance of labeling our quilts. She gave each of us a handout from the Quilt Alliance with lots of ideas and ways to make labels.

Meeting Adjourned

Next meeting: April 3rd, 2025, at 7:00 PM

Submitted by Carrie Moreland, recording secretary

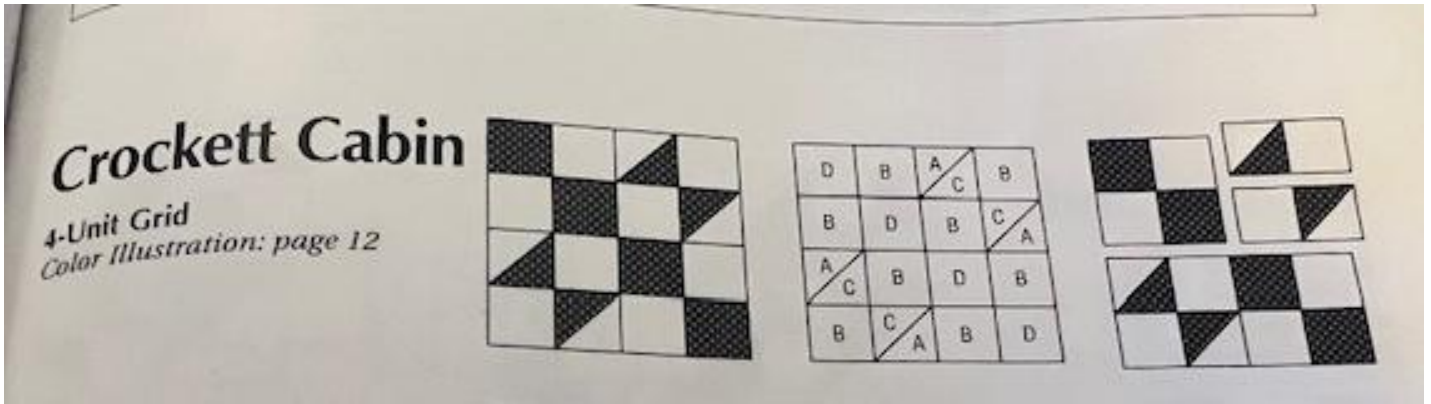
Treasurer's Report

Treasurer's Report – February to March 2025	
February 23, 2025 Balance Forward	\$10,488.87
INCOME:	
Membership Dues	\$60.00
Quilt Show Vendors	\$200.00
Quilt Camp	\$460.00
EXPENSES:	
1917 – USPS (PO Box Rental, 1 year)	\$192.00
1918 – USPS (Extra PO Box key)	\$17.80
1919 – City of Shawnee (Meeting Room FY25)	\$240.00
1920 – Masonic Lodge (Quilt Camp)	\$300.00
1921 – Gina Ames (Quilt Labels for March Program)	\$36.00
1922 – State Farm Insurance (Trailer Insurance)	\$31.00
ENDING BALANCE (as of March 20, 2025)	\$10,392.07

Spinning Spools Quilt Guild Code of Conduct

1. Act with kindness, fairness, honesty, integrity, and openness.
2. Consider the best interests of all Guild Members.
3. Treat other Guild Members, Guest Speakers, and Visitors with respect and dignity. Treat others as you would wish to be treated.
4. Respect the differing viewpoints of others, allowing for a variety of opinions to be shared without interruption or rude behaviors.
5. Be friendly. Welcoming other quilters to our group should be the standard we strive for at every gathering.
6. Refrain from disclosing confidential information.
7. Be guided by the Guild's Purpose as stated in our Bylaws:
 - a. To stimulate an interest in quilts
 - b. To promote and advance the art of quilt making
 - c. To conduct educational programs and services in all aspects of quilt making
 - d. To preserve our quilting heritage and tradition
 - e. To promote, provide, or contribute to community programs on the basis of charitable principles
 - f. To promote, provide, or contribute to charitable or educational organizations

April 2025 Block of the Month – Crockett Cabin



		FINISHED BLOCK SIZE					
		4" Block	6" Block	8" Block	9" Block	10" Block	12" Block
Light	A: 2 HSTs	1 7/8"	2 3/8"	2 7/8"	3 1/8"	3 3/8"	3 7/8"
	B: 8 squares	1 1/2"	2"	2 1/2"	2 3/4"	3"	3 1/2"
Dark	C: 2 HSTs	1 7/8"	2 3/8"	2 7/8"	3 1/8"	3 3/8"	3 7/8"
	D: 4 squares	1 1/2"	2"	2 1/2"	2 3/4"	3"	3 1/2"



Butterscotch Rum Ripple Cake

3 cups flour	Ripple
2 cups sugar	1 pkg (4 serving size)
1 t. soda	instant butterscotch
1 t. salt	pudding and pie mix
1 cup butter or margarine	10.5 oz jar butterscotch
1 t. vanilla	ice cream topping
3 t. rum flavoring	1 egg
5 eggs (1 cup)	

Preheat oven to 325. Grease and flour 10 inch bundt or tube pan. If bundt pan has an opening in center tube, cover with foil. In large bowl, combine all cake ingredients. Beat 3 min. at medium speed. In a small bowl combine 2 cups prepared batter and Ripple ingredients. Beat 1 minute at medium speed. Spoon half of cake batter into prepared pan then half the Ripple batter. Marble the layers with a knife in a folding motion turning pan while folding. Repeat with the remaining batters and marble. Bake 1 hour 20 minutes to 1 hour 30 minutes or until toothpick comes out clean. Cool cake upright in pan 15 minutes then remove from pan and cool completely.

Glaze

¼ cup butter or margarine
 ¼ cup firmly packed brown sugar
 1 cup powdered sugar
 1 t. rum flavoring
 1 to 3 Tablespoons hot water
 2 Tablespoons chopped nuts

In small sauce pan, melt butter and brown sugar for Glaze. Boil until thickened, stirring constantly. Remove from heat. Stir in powdered sugar and rum flavoring. Add water to make a glazing consistency. Drizzle over cake and sprinkle with the nuts.

Quetha Hale